



ADOPTED BUDGET 2014 - 2015



**Rancho Santiago Community College District
2014-15**

ADOPTED BUDGET

Submitted on September 8, 2014

by

Raúl Rodríguez, Ph.D., Chancellor

to the

BOARD OF TRUSTEES

Jose Solorio, President

Lawrence R. "Larry" Labrado, Vice President

Claudia C. Alvarez, Clerk

Arianna P. Barrios

John R. Hanna

Nelida Mendoza Yanez

Phillip E. Yarbrough

Alana V. Voechting, Student Trustee

Rancho Santiago Community College District

Adopted Budget

2014-15

	Page
Chancellor's Message	3
List of Funds Budgeted	4
General Fund	5
General Fund - Unrestricted and Restricted Combined - Fund 11, 12, 13	6
General Fund - Unrestricted Combined - Fund 11, 13	13
General Fund - Summary by Site	19
General Fund - Unrestricted - Fund 11	20
General Fund - Restricted - Fund 12	26
General Fund - Unrestricted - One-Time - Fund 13	32
FY 13-14 Unrestricted General Fund Ending Balance and Carryover Reconciliation	37
Components of Unrestricted General Fund Beginning Fund Balance	38
FY 14-15 Adopted Budget SB 361 Revenue Allocation Simulation-Unrestricted General Fund	39
Bond Interest and Redemption Funds - Combined - Fund 24	41
Bookstore Fund 31	45
Child Development Fund 33	49
Capital Outlay Projects Fund 41	54
General Obligation Bond - Measure E - Fund 42	61
General Obligation Bond - Measure Q - Fund 43	66
Self-Insurance Funds	72
Self-Insurance Fund - Property and Liability - Fund 61	73
Self-Insurance Fund - Workers' Compensation - Fund 62	76
Retiree Benefits Fund 63	80
Associated Students Fund 71	84
Representation Fee Trust Fund 72	88
Student Financial Aid Fund 74	92
Community Education Fund 76	96
Diversified Trust Fund 79	100
Supplemental Data	104
Budget Assumptions	105
Multi-Year Budget Projection	108
District Budget Allocation Model	109
Fiscal Self Assessment	125
FTES and College Expenditure Breakdown (Fund 11)	128
Full-Time Equivalent Students - Historical Data	129
Compliance with the 50% Law - Historical Data	130
Cost-of-Living Adjustment - Historical Data	131
Prop 30 Education Protection Account (EPA) Expenditure Plan	132
Recap of Revenues and Expenditures - Combined General Fund	133



Chancellor's Message Adopted Budget 2014-15

The proposed 2014-15 Adopted Budget is the result of a process of participatory governance led by both the Planning and Organizational Effectiveness (POE) Committee and the Fiscal Resources Committee (FRC). These groups played different roles in this process: the former for general planning related to the budget and the latter for reviewing the budget assumptions that were used as the basis for this budget. District Council provides the final participatory governance review.

For the fourth consecutive year, the state passed its budget on time, and with mostly positive news for community colleges. It includes a large buydown of the “wall of debt” and sets up a reserve to smooth out the state’s boom and bust cycle. The budget also includes a long term strategy to fully pay down the \$74 billion CalSTRS unfunded liability with increased contribution requirements from schools and colleges.

The revenue assumptions include the state-provided Cost of Living Adjustment (COLA) of 0.85%, a restoration/access/growth increase of 2.75%, and an estimated deficit factor of -1.72%, or \$2.3 million. The revenue assumptions net approximately \$4.6 million in additional funding. The state budget also includes increased allocations to Student Services programs including Student Success and Support Program (SSSP), and DSPS, as well as allocations for Scheduled Maintenance/Instructional Equipment, Energy Efficiency, and Adult Education/Apprenticeship. The expense assumptions net approximately \$6.9 million in additional ongoing costs including the hiring of twenty-two new full-time faculty positions (in addition to eleven replacement positions). These assumptions project a planned spend down of the Budget Stabilization Fund of approximately \$5.1 million.

This budget continues to transition, for the third year, to our new Budget Allocation Model (BAM) moving our district to a revenue allocation system. In this model, the colleges are credited for earned revenue and pay for the cost of district services and institutional costs based on their proportionate share of the funded Full Time Equivalent Students (FTES). This model will continue in transition until ongoing revenues and expenses are balanced without the need of the Budget Stabilization Fund.

The proposed Adopted Budget was reviewed by the Fiscal Resource Committee and District Council and I recommend your review and adoption.

Sincerely,

Raúl Rodríguez, Ph.D.
Chancellor

Rancho Santiago Community College District
Adopted Budget
2014-15

List of Funds Budgeted

General Fund		
Expenditures	\$ 184,995,951	
Board Policy Contingency (5%)	7,445,802	
Restricted Reserves	5,835,725	
Budget Stabilization	10,794,318	
Unrestricted Contingency	1,222,968	
	Total General Fund	\$ 210,294,764
Bond Interest and Redemption Funds		35,875,947
Bookstore Fund		11,358,782
Child Development Fund		5,393,109
Capital Outlay Projects Fund		42,082,282
General Obligation Bond Fund - Measure E		18,560,035
General Obligation Bond Fund - Measure Q		198,175,000
Self-Insurance Fund - Property and Liability		4,094,497
Self-Insurance Fund - Workers' Compensation		9,279,404
Retiree Benefits Fund		(4,626,790)
Associated Students Fund		517,117
Representation Fee Trust Fund		97,436
Student Financial Aid Fund		29,845,961
Community Education Fund		1,034,520
Diversified Trust Fund		2,810,000
	Total All Funds	\$ 564,792,064

Rancho Santiago Community College District
Adopted Budget
2014-15

To ensure compliance with the California Community Colleges Budget and Accounting Manual, Title 5 of the California Code of Regulations and the California Education Code, the financial resources of the District are divided into separate funds for which separate accounts are maintained for recording cash, other resources, and all related liabilities, obligations and equities.

General Fund

The General Fund is maintained to account for the transactions that cover the full scope of operations for the District (instruction, administration, student services, maintenance and operations, capital improvements and other expenditures). All transactions that are not specifically required to be accounted for in other funds are recorded in the General Fund.

All monies received by or for a community college district from state apportionments or county or local property taxes shall be deposited in the General Fund.

For purposes of flexibility, the District may establish any number of accounts within the General Fund to facilitate reporting, management, and control.

The General Fund is divided into three subfunds: the Unrestricted Ongoing General Fund, Unrestricted One-time Funds, and the Restricted General Fund. This reflects the need to differentiate truly discretionary revenue from restricted revenue, while preserving a complete accounting of the financial operation and support of educational programs. Restricted monies such as those for categorically-funded programs are accounted for separately from other general purpose monies, but classified as a component of the total general fund that provides instructional and support services.

The ongoing unrestricted subfund shall be used to account for the ongoing resources that are available for the general purposes of each district's operation and support of its educational program. The governing board of the district may elect to set aside unrestricted monies for specific future operating purposes. The governing board may elect to transfer unrestricted monies to other funds. Similarly, the governing board may elect to return any balance of designated monies appearing in other fund groups to the General Fund. The unrestricted one-time funds subfund shall be used to account for one-time and carryover funds.

The restricted subfund shall be used to account for resources that are available for the operation and support of the educational programs that are specifically restricted by law, regulations, donors, or other outside agencies as to their expenditure. Such externally imposed restrictions are to be contrasted with internally created designations imposed by the governing board on unrestricted monies. Restricted monies are from a specific source that require monies to be used for specific purposes.

Rancho Santiago Community College District
Adopted Budget
2014-15

General Fund Revenue Budget - Combined - Restricted and Unrestricted - Fund 11, 12, 13

<u>Revenues by Source</u>	2012-13 Actual Revenue	2013-14 Actual Revenue	2014-15 Tentative Budget	2014-15 Adopted Budget	% change 14/15 Adpt/ 13/14 Actual
8100 Federal Revenues					
8110 Forest Reserve	\$0	\$19,017	\$0	\$0	(100.00)
8120 Higher Education Act	3,416,715	3,626,935	4,590,593	1,880,884	(48.14)
8130 Workforce Investment Act (JTPA)	284,002	181,548	753,224	561,676	209.38
8140 Temporary Assistance for Needy Families (TANF)	99,290	97,055	105,008	105,008	8.19
8150 Student Financial Aid	2,145	4,308	90,167	90,167	1,993.01
8170 Vocational Technical Education Act (VTEA)	1,541,783	1,902,725	1,961,663	1,912,460	0.51
8199 Other Federal Revenues (ABE, CAMP, SBA, Gear Up, NSF)	6,639,005	5,598,539	5,608,249	5,254,273	(6.15)
Total Federal Revenues	<u>11,982,940</u>	<u>11,430,127</u>	<u>13,108,904</u>	<u>9,804,468</u>	(14.22)
8600 State Revenues					
8611 Apprenticeship Allowance	1,389,973	1,389,973	1,389,973	1,389,971	(0.00)
8612 State General Apportionment	52,343,543	58,132,381	64,344,481	60,794,918	4.58
8612 State General Apportionment-Deficit	(2,595,974)	(2,323,893)	(1,300,000)	(2,385,181)	2.64
8612 State General Apportionment-Prior year adjustment	971,751	2,328,847	0	0	(100.00)
8619 Other General Apportionments-Enrollment Fee Admin-2%	240,102	238,965	238,965	250,674	4.90
8619 Other General Apportionments-Part-Time Faculty Compensation	691,647	691,648	691,647	691,647	(0.00)
8622 Extended Opportunity Programs & Services (EOPS)	1,256,640	1,541,889	1,543,040	1,543,040	0.07
8623 Disabled Students Programs & Services (DSPS)	1,352,275	1,399,963	1,529,751	1,529,751	9.27
8625 CalWORKS	324,806	394,197	408,384	408,384	3.60
8626 Telecomm./Technology Infrastructure Prog. (TTIP)	17,554	14,517	53,542	39,246	170.35
8629 Other Gen Categorical Apport-BSI	622,836	841,701	1,342,646	1,241,126	47.45
8629 Other Gen Categorical Apport-CARE	85,201	71,571	75,909	75,909	6.06
8629 Other Gen Categorical Apport-Equal Employment Opportunity	14,524	20,456	22,165	1,152	(94.37)
8629 Other Gen Categorical Apport-Instructional Equipment	0	381,216	381,216	1,146,811	200.83
8629 Other Gen Categorical Apport-Matriculation-Credit	1,295,798	1,772,481	2,116,746	2,484,045	40.15
8629 Other Gen Categorical Apport-Matriculation-Non-Credit	1,327,254	1,743,003	1,785,302	1,827,600	4.85
8629 Other Gen Categorical Apport-Student Financial Aid Admin	992,346	1,055,049	1,075,368	1,075,368	1.93
8630 Education Protection Account	20,761,952	20,419,045	17,848,841	21,783,177	6.68

Rancho Santiago Community College District
Adopted Budget
2014-15

General Fund Revenue Budget - Combined - Restricted and Unrestricted - Fund 11, 12, 13

<u>Revenues by Source</u>	2012-13 Actual Revenue	2013-14 Actual Revenue	2014-15 Tentative Budget	2014-15 Adopted Budget	% change 14/15 Adpt/ 13/14 Actual
8659 Other Reimb Categorical Allow-Career Tech Education	867,490	583,371	384,813	228,342	(60.86)
8659 Other Reimb Categorical Allow-Economic Development	1,740,232	1,740,284	846,838	1,542,209	(11.38)
8659 Other Reimb Categorical Allow-Other	486,778	905,314	904,416	7,656,900	745.77
8672 Homeowners' Property Tax Relief	311,188	299,914	293,601	310,913	3.67
8681 State Lottery Proceeds	3,958,881	4,783,708	4,559,490	4,708,549	(1.57)
8682 State Mandated Costs	782,028	788,436	740,000	1,640,000	108.01
Total State Revenues	89,238,825	99,214,036	101,277,134	109,984,551	10.86
8800 Local Revenues					
8809 RDA Funds - Other	5,185,837	1,316,893	746,176	1,365,189	3.67
8811 Tax Allocation, Secured Roll	36,690,489	38,030,727	41,774,349	39,425,461	3.67
8812 Tax Allocation, Supplement Roll	545,034	918,574	1,003,165	952,261	3.67
8813 Tax Allocation, Unsecured Roll	1,360,274	1,393,980	1,344,392	1,445,103	3.67
8816 Prior Years' Taxes	900,619	760,440	844,529	788,329	3.67
8817 Education Revenue Augmentation Fund (ERAF)	(346,907)	(7,795)	0	0	(100.00)
8818 RDA Funds - Pass Thru AB	139,027	213,891	123,351	221,735	3.67
8819 RDA Funds - Residuals	3,458,143	3,743,150	2,572,096	3,880,426	3.67
8820 Contrib, Gifts, Grants & Endowment	11,937	4,614	3,069	561	(87.84)
8831 Contract Instructional Service	25,728	10,420	169,861	172,711	1,557.50
8850 Rents and Leases	347,181	346,267	315,952	290,952	(15.97)
8860 Interest & Investment Income	188,517	173,852	120,000	120,000	(30.98)
8874 CCC Enrollment Fees	8,621,927	8,423,979	8,063,103	7,854,253	(6.76)
8876 Health Services Fees	1,069,999	1,128,987	1,062,263	1,139,844	0.96
8880 Nonresident Tuition	1,495,417	1,520,765	1,500,000	1,500,000	(1.37)
8882 Parking Fees & Bus Passes	875,085	930,964	875,000	935,000	0.43
8885 Student ID & ASB Fees	58,440	123,990	0	0	(100.00)
8890 Other Local Revenues (Student Transcript/Representation/ Discounts/Fines/Instr. Mat./Health Serv. Use Fees, etc.)	466,252	544,261	236,221	208,305	(61.73)
8891 Other Local Rev - Special Proj	439,023	438,520	563,002	596,692	36.07
Total Local Revenues	61,532,022	60,016,479	61,316,529	60,896,822	1.47

Rancho Santiago Community College District
Adopted Budget
2014-15

General Fund Revenue Budget - Combined - Restricted and Unrestricted - Fund 11, 12, 13

<u>Revenues by Source</u>	2012-13 Actual Revenue	2013-14 Actual Revenue	2014-15 Tentative Budget	2014-15 Adopted Budget	% change 14/15 Adpt/ 13/14 Actual
8900 Other Financing Sources					
8910 Proceeds-Sale of Equip & Suppl	20,007	6,102	5,000	5,000	(18.06)
8981 Interfund Transfer In	0	94,565	0	0	(100.00)
8999 Revenue - Clearing	6,180	(6,180)	0	0	(100.00)
Total Other Sources	<u>26,187</u>	<u>94,487</u>	<u>5,000</u>	<u>5,000</u>	(94.71)
Total Revenues	<u>162,779,974</u>	<u>170,755,129</u>	<u>175,707,567</u>	<u>180,690,841</u>	5.82
Net Beginning Balance	44,752,635	39,069,034	29,639,930	29,603,923	(24.23)
Adjustments to Beginning Balance	(212,572)	0	0	0	-
Adjusted Beginning Fund Balance	<u>44,540,063</u>	<u>39,069,034</u>	<u>29,639,930</u>	<u>29,603,923</u>	(24.23)
Total Revenues, Other Financing Sources and Beginning Fund Balance	<u><u>\$207,320,037</u></u>	<u><u>\$209,824,163</u></u>	<u><u>\$205,347,497</u></u>	<u><u>\$210,294,764</u></u>	0.22

Rancho Santiago Community College District
Adopted Budget
2014-15

General Fund Expenditure Budget - Combined - Restricted and Unrestricted - Fund 11, 12, 13

<u>Expenditures by Object</u>	2012-13 Actual Expenses	2013-14 Actual Expenses	2014-15 Tentative Budget	2014-15 Adopted Budget	% change 14/15 Adpt/ 13/14 Actual
1000 Academic Salaries					
1100 Instructional Salaries, Regular Contract	\$22,705,597	\$23,458,474	\$26,291,868	\$26,184,522	11.62
1200 Non-Instructional Salaries, Regular Contract	14,403,447	15,155,391	15,696,068	15,752,550	3.94
1300 Instructional Salaries, Other Non-Regular	19,580,605	22,570,798	16,648,333	16,565,430	(26.61)
1400 Non-Instructional Salaries, Other Non-Regular	4,186,591	4,551,670	4,582,310	5,007,835	10.02
Subtotal	<u>60,876,240</u>	<u>65,736,333</u>	<u>63,218,579</u>	<u>63,510,337</u>	(3.39)
2000 Classified Salaries					
2100 Non-Instructional Salaries, Regular Full Time	28,732,469	30,305,388	32,421,413	33,144,999	9.37
2200 Instructional Aides, Regular Full Time	922,886	947,104	957,583	955,083	0.84
2300 Non-Instructional Salaries, Other	4,405,559	4,441,117	4,803,135	4,664,758	5.04
2400 Instructional Aides, Other	2,337,377	2,454,637	2,897,792	2,733,467	11.36
Subtotal	<u>36,398,291</u>	<u>38,148,246</u>	<u>41,079,923</u>	<u>41,498,307</u>	8.78
3000 Employee Benefits					
3100 State Teachers' Retirement System Fund	4,470,505	4,830,859	5,800,871	5,513,859	14.14
3200 Public Employees' Retirement System Fund	3,916,257	4,017,942	4,394,446	4,495,121	11.88
3300 Old Age, Survivors, Disability, and Health Ins.	3,557,806	3,716,852	3,927,869	3,997,252	7.54
3400 Health and Welfare Benefits	23,770,567	21,811,121	25,467,869	25,487,268	16.85
3500 State Unemployment Insurance	1,161,406	114,991	392,642	379,746	230.24
3600 Workers' Compensation Insurance	2,363,583	2,513,024	2,514,381	2,539,400	1.05
3900 Other Benefits	1,222,553	1,257,472	1,367,574	1,384,563	10.11
Subtotal	<u>40,462,677</u>	<u>38,262,261</u>	<u>43,865,652</u>	<u>43,797,209</u>	14.47
TOTAL SALARIES/BENEFITS	137,737,208	142,146,840	148,164,154	148,805,853	4.68
Salaries/Benefits Cost % of Total Expenditures	84%	84%	82%	81%	

Rancho Santiago Community College District
Adopted Budget
2014-15

General Fund Expenditure Budget - Combined - Restricted and Unrestricted - Fund 11, 12, 13

Expenditures by Object	2012-13 Actual Expenses	2013-14 Actual Expenses	2014-15 Tentative Budget	2014-15 Adopted Budget	% change 14/15 Adpt/ 13/14 Actual
4000 Books and Supplies					
4100 Textbooks	650	0	0	3,000	-
4200 Other Books	81,294	124,962	170,015	147,577	18.10
4300 Instructional Supplies	1,027,359	981,910	1,473,386	1,922,007	95.74
4400 Media Supplies	0	0	0	0	-
4500 Maintenance Supplies	217,591	203,185	290,541	292,341	43.88
4600 Non-Instructional Supplies	804,045	913,477	1,090,319	1,164,362	27.46
4700 Food Supplies	95,138	104,394	141,359	150,308	43.98
Subtotal	<u>2,226,077</u>	<u>2,327,928</u>	<u>3,165,620</u>	<u>3,679,595</u>	58.06
5000 Services and Other Operating Expenses					
5100 Personal & Consultant Svcs	2,899,882	3,068,900	3,484,222	6,326,764	106.16
5200 Travel & Conference Expenses	466,992	476,197	714,821	708,484	48.78
5300 Dues & Memberships	141,457	176,958	218,012	204,559	15.60
5400 Insurance	1,465,343	1,766,373	2,064,626	2,064,626	16.89
5500 Utilities & Housekeeping Svcs	4,216,677	4,339,861	4,395,323	4,309,371	(0.70)
5600 Rents, Leases & Repairs	3,310,621	3,257,502	4,232,445	4,137,115	27.00
5700 Legal, Election & Audit Exp	670,533	794,631	1,170,490	1,166,490	46.80
5800 Other Operating Exp & Services	4,920,408	5,020,573	6,341,831	5,122,321	2.03
5900 Other (Transp., Postage, Reproduction, Special Proj., etc.)	650,015	1,430,002	2,919,200	3,975,549	178.01
Subtotal	<u>18,741,928</u>	<u>20,330,997</u>	<u>25,540,970</u>	<u>28,015,279</u>	37.80
6000 Sites, Buildings, Books, and Equipment					
6100 Sites & Site Improvements	10,692	45,426	0	0	(100.00)
6200 Buildings	1,126,831	1,763,141	27,750	10,850	(99.38)
6300 Library Books	69,745	59,802	62,032	56,369	(5.74)
6400 Equipment	4,233,194	3,523,691	2,678,719	2,534,732	(28.07)
Subtotal	<u>5,440,462</u>	<u>5,392,060</u>	<u>2,768,501</u>	<u>2,601,951</u>	(51.74)
Subtotal, Expenditures (1000 - 6000)	<u>164,145,675</u>	<u>170,197,825</u>	<u>179,639,245</u>	<u>183,102,678</u>	7.58

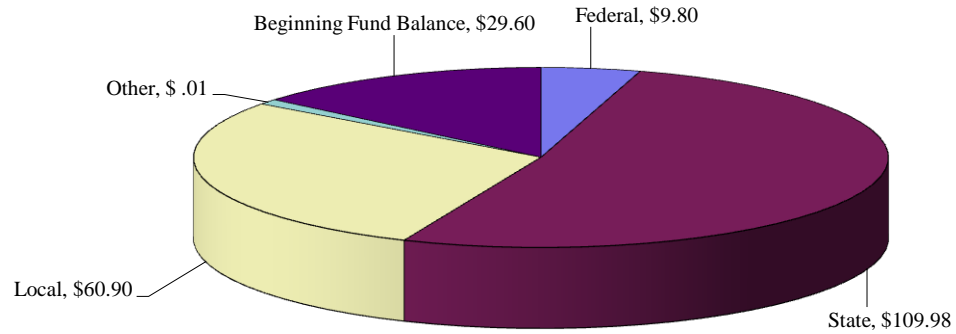
Rancho Santiago Community College District
Adopted Budget
2014-15

General Fund Expenditure Budget - Combined - Restricted and Unrestricted - Fund 11, 12, 13

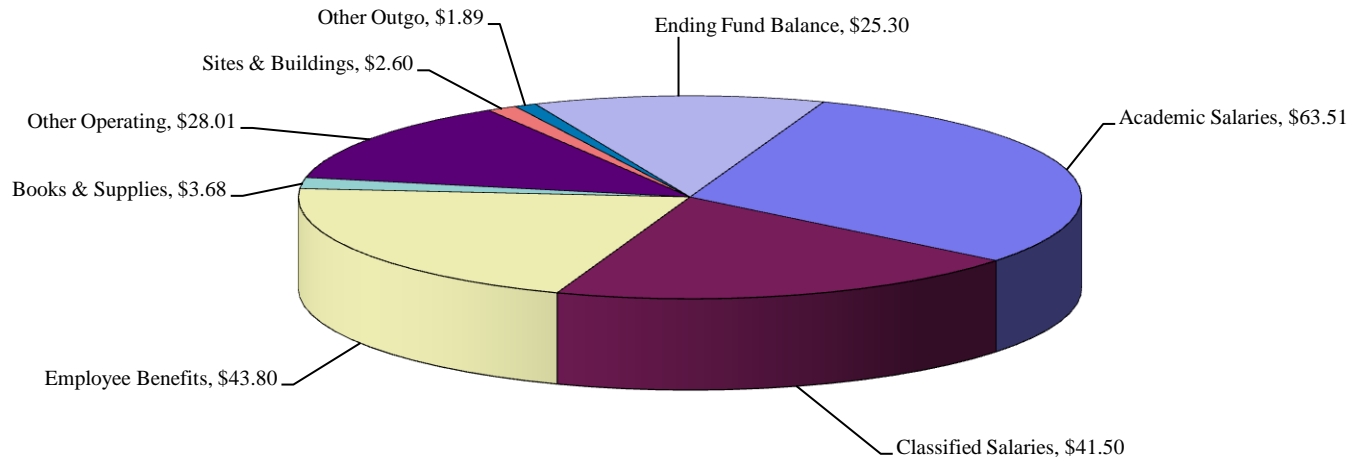
<u>Expenditures by Object</u>	2012-13 Actual Expenses	2013-14 Actual Expenses	2014-15 Tentative Budget	2014-15 Adopted Budget	% change 14/15 Adpt/ 13/14 Actual
7000 Other Outgo					
7200 Intrafund Transfers Out	60	0	0	0	-
7300 Interfund Transfers Out	3,505,016	9,257,238	890,000	1,100,000	(88.12)
7600 Other Student Aid	600,252	765,177	795,815	793,273	3.67
Subtotal	<u>4,105,328</u>	<u>10,022,415</u>	<u>1,685,815</u>	<u>1,893,273</u>	(81.11)
Subtotal, Expenditures (1000 - 7000)	<u>168,251,003</u>	<u>180,220,240</u>	<u>181,325,060</u>	<u>184,995,951</u>	2.65
7900 Reserve for Contingencies					
7910 Estimated COLA	0	0	1,185,000	1,138,982	-
7910 Estimated Restoration/Access/Growth	0	0	3,575,000	3,684,941	-
7920 Restricted Contingency-Campus Health Services-3250	0	0	170,132	170,132	-
7920 Restricted Contingency-Health Services Fees-3450	0	0	158,983	482,873	-
7920 Restricted Contingency-Safety & Parking-3610	0	0	204,541	208,797	-
7920 Restricted Contingency-Veterans Affair Ed Rep-3749	0	0	6,180	0	-
7930 Board Policy Contingency (5%)	0	0	7,561,467	7,445,802	-
7940 Revolving Cash Accounts	0	0	100,000	100,000	-
7940 Employee Emergency Vacation Payout	0	0	50,000	50,000	-
7950 Budget Stabilization	0	0	9,778,155	10,794,318	-
Total Designated	<u>0</u>	<u>0</u>	<u>22,789,458</u>	<u>24,075,845</u>	-
7910 Unrestricted Contingency	39,069,034	29,603,923	1,232,979	1,222,968	(95.87)
Subtotal Expenditures (7900)	<u>39,069,034</u>	<u>29,603,923</u>	<u>24,022,437</u>	<u>25,298,813</u>	(14.54)
Total Expenditures, Other Outgo and Ending Fund Balance	<u>\$207,320,037</u>	<u>\$209,824,163</u>	<u>\$205,347,497</u>	<u>\$210,294,764</u>	0.22

Rancho Santiago Community College District
Adopted Budget 2014-15
General Fund - Combined - Restricted and Unrestricted - Fund 11, 12, 13

Revenue in Millions



Expenditures in Millions



Rancho Santiago Community College District
Adopted Budget
2014-15

General Fund Revenue Budget - Combined - Unrestricted - Fund 11, 13						
Revenues by Source	2013-14 Adopted Budget	2013-14 Allocated Budget	2013-14 Actual Revenue	% change 13/14 Actual/ 13/14 Budget	2014-15 Adopted Budget	% change 14/15 Adpt/ 13/14 Actual
8100 Federal Revenues						
8110 Forest Reserve	\$0	\$0	\$19,017	-	\$0	(100.00)
Total Federal Revenues	<u>0</u>	<u>0</u>	<u>19,017</u>	-	<u>0</u>	(100.00)
8600 State Revenues						
8611 Apprenticeship Allowance	1,389,973	1,389,973	1,389,973	-	1,389,971	(0.00)
8612 State General Apportionment	56,105,259	56,105,259	58,132,381	3.61	60,794,918	4.58
8612 State General Apportionment-Deficit	(1,346,356)	(1,346,356)	(2,323,893)	72.61	(2,385,181)	2.64
8612 State General Apportionment-Prior year adjustment	0	0	2,328,847	-	0	(100.00)
8619 Other General Apportionments-Enroll Fee Admin-2%	238,965	238,965	238,965	-	250,674	4.90
8619 Other General Apportionments-Part-Time Fac Comp	691,647	691,648	691,648	-	691,647	(0.00)
8630 Education Protection Account	17,945,839	17,945,839	20,419,045	13.78	21,783,177	6.68
8672 Homeowners' Property Tax Relief	320,000	320,000	299,914	(6.28)	310,913	3.67
8681 State Lottery Proceeds	3,605,765	3,605,765	3,758,209	4.23	3,720,335	(1.01)
8682 State Mandated Costs	750,000	750,000	788,436	5.12	1,640,000	108.01
Total State Revenues	<u>79,701,092</u>	<u>79,701,093</u>	<u>85,723,525</u>	7.56	<u>88,196,454</u>	2.88
8800 Local Revenues						
8809 RDA Funds - Other	5,200,000	5,200,000	1,316,893	(74.68)	1,365,189	3.67
8811 Tax Allocation, Secured Roll	39,222,934	39,222,934	38,030,727	(3.04)	39,425,461	3.67
8812 Tax Allocation, Supplement Roll	550,000	550,000	918,574	67.01	952,261	3.67
8813 Tax Allocation, Unsecured Roll	1,400,000	1,400,000	1,393,980	(0.43)	1,445,103	3.67
8816 Prior Years' Taxes	1,000,000	1,000,000	760,440	(23.96)	788,329	3.67
8817 Education Revenue Augmentation Fund (ERAF)	0	0	(7,795)	-	0	(100.00)
8818 RDA Funds - Pass Thru AB	200,000	200,000	213,891	6.95	221,735	3.67
8819 RDA Funds - Residuals	3,500,000	3,500,000	3,743,150	6.95	3,880,426	3.67
8850 Rents and Leases	308,890	308,890	346,267	12.10	290,952	(15.97)
8860 Interest & Investment Income	150,000	150,000	173,852	15.90	120,000	(30.98)
8874 CCC Enrollment Fees	8,541,432	8,541,432	8,423,979	(1.38)	7,854,253	(6.76)

Rancho Santiago Community College District
Adopted Budget
2014-15

General Fund Revenue Budget - Combined - Unrestricted - Fund 11, 13

<u>Revenues by Source</u>	2013-14 Adopted Budget	2013-14 Allocated Budget	2013-14 Actual Revenue	% change 13/14 Actual/ 13/14 Budget	2014-15 Adopted Budget	% change 14/15 Adpt/ 13/14 Actual
8880 Nonresident Tuition	1,600,000	1,600,000	1,520,765	(4.95)	1,500,000	(1.37)
8885 Student ID & ASB Fees	0	123,987	123,990	0.00	0	(100.00)
Other Local Revenues (Student Transcript/ Representation/Discounts/Fines/ Instr. Mat./Health Serv. Use Fees, etc.)	94,371	281,073	393,258	39.91	41,195	(89.52)
8891 Other Local Rev - Special Proj	0	0	230,737	-	0	(100.00)
Total Local Revenues	<u>61,767,627</u>	<u>62,078,316</u>	<u>57,582,708</u>	(7.24)	<u>57,884,904</u>	0.52
8900 Other Financing Sources						
8910 Proceeds-Sale of Equip & Suppl	5,000	5,000	6,102	22.04	5,000	(18.06)
8981 Interfund Transfer In	0	94,565	94,565	-	0	(100.00)
Total Other Sources	<u>5,000</u>	<u>99,565</u>	<u>100,667</u>	1.11	<u>5,000</u>	(95.03)
Total Revenues	<u>141,473,719</u>	<u>141,878,974</u>	<u>143,425,917</u>	1.09	<u>146,086,358</u>	1.85
Net Beginning Balance	37,633,190	37,633,190	37,633,190	-	27,266,692	(27.55)
Adjustments to Beginning Balance	0	0	0	-	0	-
Adjusted Beginning Fund Balance	<u>37,633,190</u>	<u>37,633,190</u>	<u>37,633,190</u>	-	<u>27,266,692</u>	(27.55)
Total Revenues, Other Financing Sources and Beginning Fund Balance	<u>\$179,106,909</u>	<u>\$179,512,164</u>	<u>\$181,059,107</u>	0.86	<u>\$173,353,050</u>	(4.26)

Rancho Santiago Community College District
Adopted Budget
2014-15

General Fund Expenditure Budget - Combined - Unrestricted - Fund 11, 13

<u>Expenditures by Object</u>	2013-14 Adopted Budget	2013-14 Allocated Budget	2013-14 Actual Expenses	% change 13/14 Actual/ 13/14 Budget	2014-15 Adopted Budget	% change 14/15 Adpt/ 13/14 Actual
1000 Academic Salaries						
1100 Instructional Salaries, Regular Contract	\$23,511,982	\$24,955,076	\$23,233,447	(6.90)	\$26,011,381	11.96
1200 Non-Instructional Salaries, Regular Contract	13,339,353	13,371,749	13,490,860	0.89	13,773,625	2.10
1300 Instructional Salaries, Other Non-Regular	17,659,438	21,605,167	22,165,086	2.59	16,099,322	(27.37)
1400 Non-Instructional Salaries, Other Non-Regular	994,289	1,104,815	1,108,478	0.33	1,010,725	(8.82)
Subtotal	<u>55,505,062</u>	<u>61,036,807</u>	<u>59,997,871</u>	(1.70)	<u>56,895,053</u>	(5.17)
2000 Classified Salaries						
2100 Non-Instructional Salaries, Regular Full Time	26,175,503	25,113,906	24,971,606	(0.57)	27,204,024	8.94
2200 Instructional Aides, Regular Full Time	883,346	883,346	947,104	7.22	955,083	0.84
2300 Non-Instructional Salaries, Other	1,703,098	1,626,273	1,610,485	(0.97)	1,760,721	9.33
2400 Instructional Aides, Other	1,636,142	1,735,750	1,610,826	(7.20)	1,726,501	7.18
Subtotal	<u>30,398,089</u>	<u>29,359,275</u>	<u>29,140,021</u>	(0.75)	<u>31,646,329</u>	8.60
3000 Employee Benefits						
3100 State Teachers' Retirement System Fund	4,460,095	4,369,590	4,450,675	1.86	5,001,555	12.38
3200 Public Employees' Retirement System Fund	3,349,074	3,363,310	3,209,811	(4.56)	3,546,879	10.50
3300 Old Age, Survivors, Disability, and Health Ins.	3,089,805	3,125,966	3,039,677	(2.76)	3,205,723	5.46
3400 Health and Welfare Benefits	21,043,109	19,851,990	20,138,152	1.44	23,291,168	15.66
3500 State Unemployment Insurance	351,507	336,703	107,933	(67.94)	341,527	216.43
3600 Workers' Compensation Insurance	2,056,768	2,098,709	2,156,191	2.74	2,142,922	(0.62)
3900 Other Benefits	1,165,791	1,161,270	1,104,539	(4.89)	1,202,629	8.88
Subtotal	<u>35,516,149</u>	<u>34,307,538</u>	<u>34,206,978</u>	(0.29)	<u>38,732,403</u>	13.23
TOTAL SALARIES/BENEFITS	121,419,300	124,703,620	123,344,870	(2.74)	127,273,785	3.19
Salaries/Benefits Cost % of Total Expenditures	85%	85%	85%		86%	

Rancho Santiago Community College District
Adopted Budget
2014-15

General Fund Expenditure Budget - Combined - Unrestricted - Fund 11, 13

<u>Expenditures by Object</u>	2013-14 Adopted Budget	2013-14 Allocated Budget	2013-14 Actual Expenses	% change 13/14 Actual/ 13/14 Budget	2014-15 Adopted Budget	% change 14/15 Adpt/ 13/14 Actual
4000 Books and Supplies						
4100 Textbooks	0	0	0	-	0	-
4200 Other Books	6,370	9,857	3,910	(60.33)	5,903	50.97
4300 Instructional Supplies	151,197	93,412	70,795	(24.21)	134,084	89.40
4400 Media Supplies	0	0	0	-	0	-
4500 Maintenance Supplies	270,704	235,657	189,178	(19.72)	270,704	43.09
4600 Non-Instructional Supplies	608,280	590,831	533,509	(9.70)	717,594	34.50
4700 Food Supplies	13,114	15,760	7,753	(50.81)	17,514	125.90
Subtotal	<u>1,049,665</u>	<u>945,517</u>	<u>805,145</u>	(14.85)	<u>1,145,799</u>	42.31
5000 Services and Other Operating Expenses						
5100 Personal & Consultant Svcs	920,583	1,035,783	718,392	(30.64)	788,606	9.77
5200 Travel & Conference Expenses	183,077	240,433	106,333	(55.77)	255,877	140.64
5300 Dues & Memberships	175,330	156,212	147,372	(5.66)	179,630	21.89
5400 Insurance	1,903,033	1,903,033	1,700,000	(10.67)	2,003,033	17.83
5500 Utilities & Housekeeping Svcs	4,522,141	4,444,429	4,336,819	(2.42)	4,308,136	(0.66)
5600 Rents, Leases & Repairs	3,848,140	3,290,488	3,010,816	(8.50)	3,878,100	28.81
5700 Legal, Election & Audit Exp	542,490	1,039,802	794,631	(23.58)	1,166,490	46.80
5800 Other Operating Exp & Services	5,525,085	4,486,415	4,530,390	0.98	4,515,744	(0.32)
5900 Other (Transp., Postge, Reprod., Spec. Proj., etc.)	1,029,009	1,235,885	1,093,463	(11.52)	972,048	(11.10)
Subtotal	<u>18,648,888</u>	<u>17,832,480</u>	<u>16,438,216</u>	(7.82)	<u>18,067,664</u>	9.91
6000 Sites, Buildings, Books, and Equipment						
6100 Sites & Site Improvements	0	80,740	45,426	(43.74)	0	(100.00)
6200 Buildings	115,000	1,470,400	1,760,416	19.72	8,100	(99.54)
6300 Library Books	34,801	39,436	38,814	(1.58)	34,801	(10.34)
6400 Equipment	1,275,347	2,284,256	2,063,240	(9.68)	1,285,890	(37.68)
Subtotal	<u>1,425,148</u>	<u>3,874,832</u>	<u>3,907,896</u>	0.85	<u>1,328,791</u>	(66.00)
Subtotal, Expenditures (1000 - 6000)	<u>142,543,001</u>	<u>147,356,449</u>	<u>144,496,127</u>	(1.94)	<u>147,816,039</u>	2.30

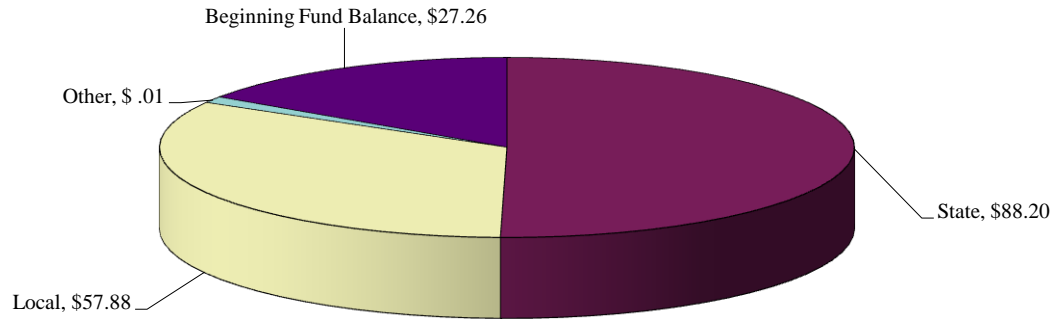
Rancho Santiago Community College District
Adopted Budget
2014-15

General Fund Expenditure Budget - Combined - Unrestricted - Fund 11, 13

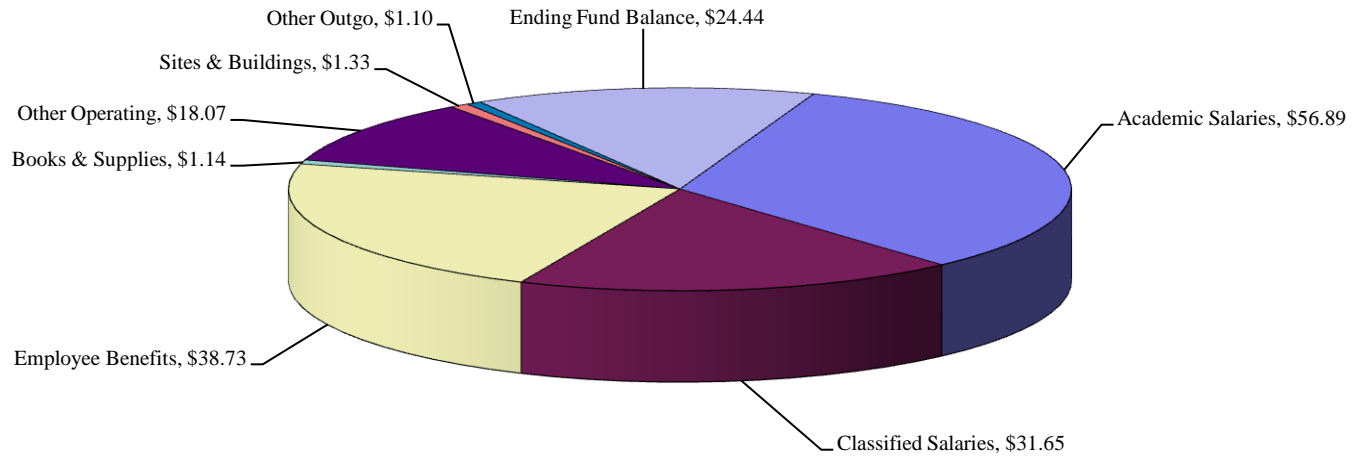
<u>Expenditures by Object</u>	2013-14 Adopted Budget	2013-14 Allocated Budget	2013-14 Actual Expenses	% change 13/14 Actual/ 13/14 Budget	2014-15 Adopted Budget	% change 14/15 Adpt/ 13/14 Actual
7000 Other Outgo						
7200 Intrafund Transfers Out	0	0	(2,004)	-	0	(100.00)
7300 Interfund Transfers Out	1,640,000	9,060,000	9,257,238	2.18	1,100,000	(88.12)
7600 Other Student Aid	0	89,765	41,054	(54.27)	0	(100.00)
Subtotal	<u>1,640,000</u>	<u>9,149,765</u>	<u>9,296,288</u>	1.60	<u>1,100,000</u>	(88.17)
Subtotal, Expenditures (1000 - 7000)	<u>144,183,001</u>	<u>156,506,214</u>	<u>153,792,415</u>	(1.73)	<u>148,916,039</u>	(3.17)
7900 Reserve for Contingencies						
7910 Estimated COLA	2,037,839	0	0	-	1,138,982	-
7910 Estimated Restoration/Access/Growth	2,148,935	0	0	-	3,684,941	-
7930 Board Policy Contingency (5%)	7,209,150	7,209,150	0	(100.00)	7,445,802	-
7940 Revolving Cash Accounts	100,000	100,000	0	(100.00)	100,000	-
7940 Employee Emergency Vacation Payout	0	0	0	-	50,000	-
7950 Budget Stabilization	22,165,719	15,343,528	0	(100.00)	10,794,318	-
Total Designated	<u>33,661,643</u>	<u>22,652,678</u>	<u>0</u>	(100.00)	<u>23,214,043</u>	-
7910 Unrestricted Contingency	1,262,265	353,272	27,266,692	7,618.33	1,222,968	(95.51)
Subtotal Expenditures (7900)	<u>34,923,908</u>	<u>23,005,950</u>	<u>27,266,692</u>	18.52	<u>24,437,011</u>	(10.38)
Total Expenditures, Other Outgo and Ending Fund Balance	<u>\$179,106,909</u>	<u>\$179,512,164</u>	<u>\$181,059,107</u>	0.86	<u>\$173,353,050</u>	(4.26)

Rancho Santiago Community College District
Adopted Budget 2014-15
General Fund - Combined - Unrestricted - Fund 11, 13

Revenue in Millions



Expenditures in Millions



Rancho Santiago Community College District
Adopted Budget
2014-15

Santa Ana College	Fund 11 Unrestricted	%	Fund 13 One-Time	%	Fund 11/13 Unrestricted	%	Fund 12 Restricted	%	Fund 11/12/13 Combined	%
Academic Salaries	39,430,367		43,451		39,473,818		4,136,914		43,610,732	
Classified Salaries	12,574,848		89,460		12,664,308		5,419,992		18,084,300	
Employee Benefits	17,316,679		9,930		17,326,609		2,761,332		20,087,941	
Supplies & Materials	631,309		20,000		651,309		1,405,752		2,057,061	
Other Operating Exp & Services	4,830,555		1,833,185		6,663,740		3,794,544		10,458,284	
Capital Outlay	84,253		75,000		159,253		858,126		1,017,379	
Other Outgo	0		509,758		509,758		1,064,654		1,574,412	
Grand Total	\$74,868,011	54.94%	\$2,580,784	82.03%	\$77,448,795	55.55%	\$19,441,314	52.63%	\$96,890,109	54.94%

Santiago Canyon College	Fund 11 Unrestricted	%	Fund 13 One-Time	%	Fund 11/13 Unrestricted	%	Fund 12 Restricted	%	Fund 11/12/13 Combined	%
Academic Salaries	16,574,931		0		16,574,931		2,468,356		19,043,287	
Classified Salaries	6,116,439		0		6,116,439		3,036,861		9,153,300	
Employee Benefits	7,873,252		0		7,873,252		1,781,478		9,654,730	
Supplies & Materials	165,788		0		165,788		1,003,951		1,169,739	
Other Operating Exp & Services	2,928,348		0		2,928,348		4,907,584		7,835,932	
Capital Outlay	57,688		0		57,688		263,084		320,772	
Other Outgo	236,858		0		236,858		381,624		618,482	
Grand Total	\$33,953,304	24.92%	\$0	0.00%	\$33,953,304	24.35%	\$13,842,938	37.47%	\$47,796,242	27.10%

District Services	Fund 11 Unrestricted	%	Fund 13 One-Time	%	Fund 11/13 Unrestricted	%	Fund 12 Restricted	%	Fund 11/12/13 Combined	%
Academic Salaries	846,304		0		846,304		10,014		856,318	
Classified Salaries	12,865,582		0		12,865,582		1,395,125		14,260,707	
Employee Benefits	6,317,335		0		6,317,335		521,996		6,839,331	
Supplies & Materials	318,120		10,582		328,702		124,093		452,795	
Other Operating Exp & Services	5,994,206		78,337		6,072,543		1,245,487		7,318,030	
Capital Outlay	1,111,850		0		1,111,850		151,950		1,263,800	
Other Outgo	0		476,352		476,352		208,797		685,149	
Grand Total	\$27,453,397	20.15%	\$565,271	17.97%	\$28,018,668	20.10%	\$3,657,462	9.90%	\$31,676,130	17.96%

Total Expenditures-excludes Institutional Costs	\$136,274,712	100.00%	\$3,146,055	100.00%	\$139,420,767	100.00%	\$36,941,714	100.00%	\$176,362,481	100.00%
--	----------------------	----------------	--------------------	----------------	----------------------	----------------	---------------------	----------------	----------------------	----------------

Institutional Costs	Fund 11 Unrestricted	Fund 13 One-Time	Fund 11/13 Unrestricted	Fund 12 Restricted	Fund 11/12/13 Combined
Employee Benefits-retiree benefits/local experience charge	7,215,207	0	7,215,207	0	7,215,207
Election	400,000	0	400,000	0	400,000
Other Operating Exp & Services-prop&liability ins	2,003,033	0	2,003,033	0	2,003,033
Other Outgo-Interfund Transfers	0	1,100,000	1,100,000	0	1,100,000
Other Outgo-Board Policy Contingency	0	7,445,802	7,445,802	0	7,445,802
Other Outgo-Reserves	161,411	15,606,830	15,768,241	0	15,768,241
Grand Total	\$9,779,651	\$24,152,632	\$33,932,283	\$0	\$33,932,283

Total Expenditures-includes Institutional Costs	\$146,054,363	\$27,298,687	\$173,353,050	\$36,941,714	\$210,294,764
--	----------------------	---------------------	----------------------	---------------------	----------------------

Rancho Santiago Community College District
Adopted Budget
2014-15

Unrestricted General Fund Revenue Budget - Fund 11						
<u>Revenues by Source</u>		2012-13 Actual Revenue	2013-14 Actual Revenue	2014-15 Tentative Budget	2014-15 Adopted Budget	% change 14/15 Adpt/ 13/14 Actual
8100	Federal Revenues					
8110	Forest Reserve	\$0	\$19,017	\$0	\$0	(100.00)
	Total Federal Revenues	<u>0</u>	<u>19,017</u>	<u>0</u>	<u>0</u>	(100.00)
8600	State Revenues					
8611	Apprenticeship Allowance	1,389,973	1,389,973	1,389,973	1,389,971	(0.00)
8612	State General Apportionment	52,343,543	58,132,381	64,344,481	60,794,918	4.58
8612	State General Apportionment-Deficit	(2,595,974)	(2,323,893)	(1,300,000)	(2,385,181)	2.64
8612	State General Apportionment-prior year adjustment	971,751	2,328,847	0	0	(100.00)
8619	Other General Apportionments-Enrollment Fee Admin-2%	240,102	238,965	238,965	250,674	4.90
8619	Other General Apportionments-Part-Time Faculty Compensation	691,647	691,648	691,647	691,647	(0.00)
8630	Education Protection Account	20,761,952	20,419,045	17,848,841	21,783,177	6.68
8672	Homeowners' Property Tax Relief	311,188	299,914	293,601	310,913	3.67
8681	State Lottery Proceeds	3,164,887	3,758,209	3,677,193	3,720,335	(1.01)
8682	State Mandated Costs	0	0	0	1,640,000	-
8699	Other Misc State Revenue	0	0	0	0	-
	Total State Revenues	<u>77,279,069</u>	<u>84,935,089</u>	<u>87,184,701</u>	<u>88,196,454</u>	3.84
8800	Local Revenues					
8809	RDA Funds - Other	5,185,837	1,316,893	746,176	1,365,189	3.67
8810	Tax Allocation, Redevelopment	0	0	0	0	-
8811	Tax Allocation, Secured Roll	36,690,489	38,030,727	41,774,349	39,425,461	3.67
8812	Tax Allocation, Supplement Roll	545,034	918,574	1,003,165	952,261	3.67
8813	Tax Allocation, Unsecured Roll	1,360,274	1,393,980	1,344,392	1,445,103	3.67
8816	Prior Years' Taxes	900,619	760,440	844,529	788,329	3.67
8817	Education Revenue Augmentation Fund (ERAF)	(346,907)	(7,795)	0	0	(100.00)
8818	RDA Funds - Pass Thru AB	139,027	213,891	123,351	221,735	3.67
8819	RDA Funds - Residuals	3,458,143	3,743,150	2,572,096	3,880,426	3.67
8820	Contrib, Gifts, Grants & Endowment	0	0	0	0	-
8850	Rents and Leases	339,243	326,941	300,952	275,952	(15.60)

Rancho Santiago Community College District
Adopted Budget
2014-15

Unrestricted General Fund Revenue Budget - Fund 11

<u>Revenues by Source</u>	2012-13 Actual Revenue	2013-14 Actual Revenue	2014-15 Tentative Budget	2014-15 Adopted Budget	% change 14/15 Adpt/ 13/14 Actual
8860 Interest & Investment Income	188,517	173,852	120,000	120,000	(30.98)
8867 Gain(Loss)on Invest-Unrealized	0	0	0	0	-
8874 CCC Enrollment Fees	8,621,927	8,423,979	8,063,103	7,854,253	(6.76)
8880 Nonresident Tuition	1,495,417	1,520,765	1,500,000	1,500,000	(1.37)
8885 Student ID & ASB Fees	58,440	32,080	0	0	(100.00)
8890 Other Local Revenues (Student Transcript/Representation/ Discounts/Fines/Instr. Mat./Health Serv. Use Fees, etc.)	60,154	188,076	24,200	24,200	(87.13)
8891 Other Local Rev - Special Proj	139,238	230,737	0	0	(100.00)
Total Local Revenues	<u>58,835,452</u>	<u>57,266,290</u>	<u>58,416,313</u>	<u>57,852,909</u>	1.02
8900 Other Financing Sources					
8910 Proceeds-Sale of Equip & Suppl	20,007	6,102	5,000	5,000	(18.06)
8981 Interfund Transfer In	0	0	0	0	-
Total Other Sources	<u>20,007</u>	<u>6,102</u>	<u>5,000</u>	<u>5,000</u>	(18.06)
Total Revenues	<u>136,134,528</u>	<u>142,226,498</u>	<u>145,606,014</u>	<u>146,054,363</u>	2.69
Net Beginning Balance	0	0	0	0	-
Adjustments to Beginning Balance	0	0	0	0	-
Adjusted Beginning Fund Balance	<u>0</u>	<u>0</u>	<u>0</u>	<u>0</u>	-
Total Revenues, Other Financing Sources and Beginning Fund Balance	<u>\$136,134,528</u>	<u>\$142,226,498</u>	<u>\$145,606,014</u>	<u>\$146,054,363</u>	2.69

Rancho Santiago Community College District
Adopted Budget
2014-15

Unrestricted General Fund Expenditure Budget - Fund 11

<u>Expenditures by Object</u>	2012-13 Actual Expenses	2013-14 Actual Expenses	2014-15 Tentative Budget	2014-15 Adopted Budget	% change 14/15 Adpt/ 13/14 Actual
1000 Academic Salaries					
1100 Instructional Salaries, Regular Contract	\$22,542,762	\$23,233,447	\$26,116,620	\$26,011,381	11.96
1200 Non-Instructional Salaries, Regular Contract	12,735,234	13,490,860	13,788,995	13,773,625	2.10
1300 Instructional Salaries, Other Non-Regular	19,168,620	22,158,558	15,804,045	16,060,308	(27.52)
1400 Non-Instructional Salaries, Other Non-Regular	1,063,063	1,078,781	990,464	1,006,288	(6.72)
Subtotal	<u>55,509,679</u>	<u>59,961,646</u>	<u>56,700,124</u>	<u>56,851,602</u>	(5.19)
2000 Classified Salaries					
2100 Non-Instructional Salaries, Regular Full Time	23,655,375	24,819,328	27,091,256	27,192,155	9.56
2200 Instructional Aides, Regular Full Time	922,886	947,104	957,583	955,083	0.84
2300 Non-Instructional Salaries, Other	1,372,078	1,572,256	1,614,519	1,759,394	11.90
2400 Instructional Aides, Other	953,180	923,932	1,198,923	1,650,237	78.61
Subtotal	<u>26,903,519</u>	<u>28,262,620</u>	<u>30,862,281</u>	<u>31,556,869</u>	11.66
3000 Employee Benefits					
3100 State Teachers' Retirement System Fund	4,107,654	4,448,973	5,337,761	5,001,161	12.41
3200 Public Employees' Retirement System Fund	3,095,836	3,189,009	3,487,990	3,545,481	11.18
3300 Old Age, Survivors, Disability, and Health Ins.	2,870,032	3,006,332	3,155,203	3,202,929	6.54
3400 Health and Welfare Benefits	22,103,682	20,091,733	23,512,341	23,288,367	15.91
3500 State Unemployment Insurance	1,008,283	107,479	340,349	341,492	217.73
3600 Workers' Compensation Insurance	2,003,451	2,134,179	2,120,439	2,140,664	0.30
3900 Other Benefits	1,073,473	1,101,670	1,201,774	1,202,379	9.14
Subtotal	<u>36,262,411</u>	<u>34,079,375</u>	<u>39,155,857</u>	<u>38,722,473</u>	13.62
TOTAL SALARIES/BENEFITS	118,675,609	122,303,641	126,718,262	127,130,944	3.95

Rancho Santiago Community College District
Adopted Budget
2014-15

Unrestricted General Fund Expenditure Budget - Fund 11

<u>Expenditures by Object</u>	2012-13 Actual Expenses	2013-14 Actual Expenses	2014-15 Tentative Budget	2014-15 Adopted Budget	% change 14/15 Adpt/ 13/14 Actual
4000 Books and Supplies					
4100 Textbooks	650	0	0	0	-
4200 Other Books	4,265	3,910	5,903	5,903	50.97
4300 Instructional Supplies	39,613	70,795	146,447	134,084	89.40
4400 Media Supplies	0	0	0	0	-
4500 Maintenance Supplies	195,128	189,178	270,704	270,704	43.09
4600 Non-Instructional Supplies	438,182	527,867	630,726	688,012	30.34
4700 Food Supplies	4,482	7,753	14,614	16,514	113.00
Subtotal	682,320	799,503	1,068,394	1,115,217	39.49
5000 Services and Other Operating Expenses					
5100 Personal & Consultant Svcs	549,376	541,890	736,435	754,525	39.24
5200 Travel & Conference Expenses	81,866	105,019	209,927	215,177	104.89
5300 Dues & Memberships	108,585	131,973	180,330	179,630	36.11
5400 Insurance	1,395,777	1,700,000	2,003,033	2,003,033	17.83
5500 Utilities & Housekeeping Svcs	234,233	410,855	424,212	4,308,136	948.58
5600 Rents, Leases & Repairs	2,800,523	2,670,199	3,573,262	3,845,344	44.01
5700 Legal, Election & Audit Exp	345,060	414,515	1,130,490	1,166,490	181.41
5800 Other Operating Exp & Services	(286,870)	(104,656)	585,115	2,737,675	(2,715.88)
5900 Other (Transp., Postage, Reproduction, Special Proj., etc.)	309,322	902,547	953,177	946,132	4.83
Subtotal	5,537,872	6,772,342	9,795,981	16,156,142	138.56
6000 Sites, Buildings, Books, and Equipment					
6100 Sites & Site Improvements	10,692	0	0	0	-
6200 Buildings	1,126,831	1,760,016	25,000	8,100	(99.54)
6300 Library Books	37,677	38,814	34,801	34,801	(10.34)
6400 Equipment	2,970,055	1,785,173	1,184,127	1,210,890	(32.17)
Subtotal	4,145,255	3,584,003	1,243,928	1,253,791	(65.02)
Subtotal, Expenditures (1000 - 6000)	129,041,056	133,459,489	138,826,565	145,656,094	9.14

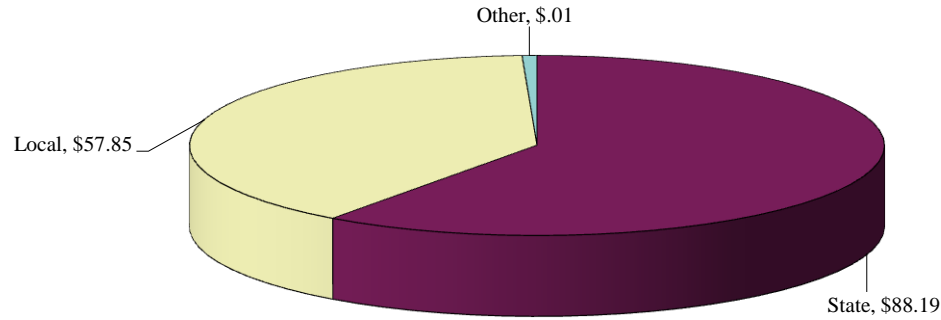
Rancho Santiago Community College District
Adopted Budget
2014-15

Unrestricted General Fund Expenditure Budget - Fund 11

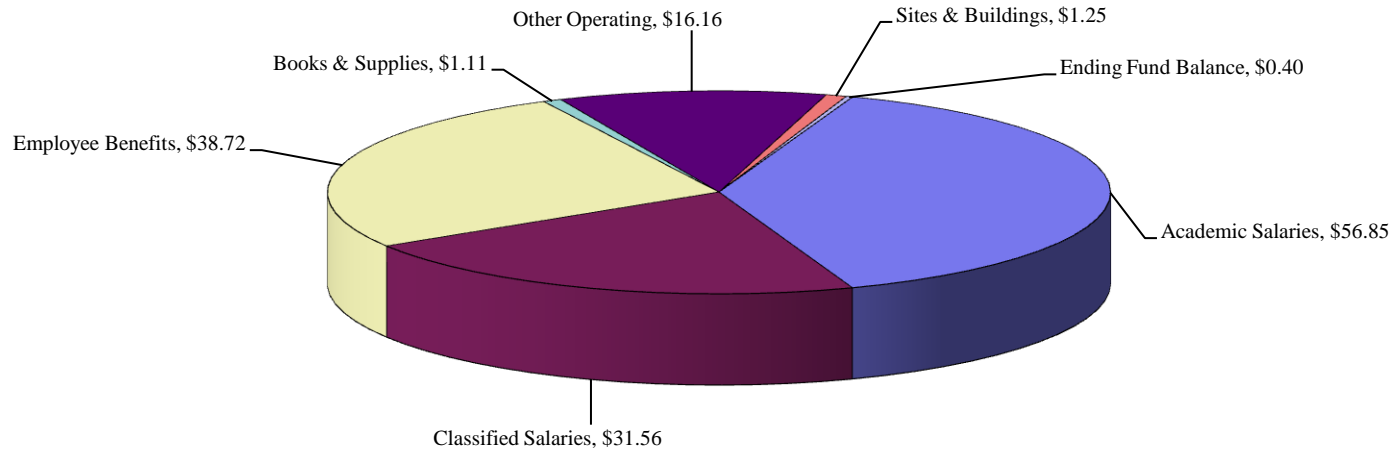
Expenditures by Object	2012-13 Actual Expenses	2013-14 Actual Expenses	2014-15 Tentative Budget	2014-15 Adopted Budget	% change 14/15 Adpt/ 13/14 Actual
7000 Other Outgo					
7200 Intrafund Transfers Out	3,091	(2,004)	0	0	(100.00)
7300 Interfund Transfers Out	481,443	20,000	0	0	(100.00)
7600 Other Student Aid	0	(946)	0	0	(100.00)
Subtotal	<u>484,534</u>	<u>17,050</u>	<u>0</u>	<u>0</u>	(100.00)
Subtotal, Expenditures (1000 - 7000)	<u>129,525,590</u>	<u>133,476,539</u>	<u>138,826,565</u>	<u>145,656,094</u>	9.12
7900 Reserve for Contingencies					
7910 Estimated COLA	0	0	1,185,000	1,138,982	-
7910 Estimated Restoration/Access/Growth	0	0	3,575,000	3,684,941	-
7950 Budget Stabilization	0	0	2,019,449	(4,662,512)	-
Total Designated	<u>0</u>	<u>0</u>	<u>6,779,449</u>	<u>161,411</u>	-
7910 Unrestricted Contingency	6,608,938	8,749,959	0	236,858	(97.29)
Subtotal Expenditures (7900)	<u>6,608,938</u>	<u>8,749,959</u>	<u>6,779,449</u>	<u>398,269</u>	(95.45)
Total Expenditures, Other Outgo and Ending Fund Balance	<u>\$136,134,528</u>	<u>\$142,226,498</u>	<u>\$145,606,014</u>	<u>\$146,054,363</u>	2.69

Rancho Santiago Community College District
Adopted Budget 2014-15
General Fund - Unrestricted - Fund 11

Revenue in Millions



Expenditures in Millions



Rancho Santiago Community College District
Adopted Budget
2014-15

Restricted General Fund Revenue Budget - Fund 12					
<u>Revenues by Source</u>	2012-13 Actual Revenue	2013-14 Actual Revenue	2014-15 Tentative Budget	2014-15 Adopted Budget	% change 14/15 Adpt/ 13/14 Actual
8100 Federal Revenues					
8120 Higher Education Act	\$3,416,715	\$3,626,935	\$4,590,593	\$1,880,884	(48.14)
8130 Workforce Investment Act (JTPA)	284,002	181,548	753,224	561,676	209.38
8140 Temporary Assistance for Needy Families (TANF)	99,290	97,055	105,008	105,008	8.19
8150 Student Financial Aid	2,145	4,308	90,167	90,167	1,993.01
8160 Veterans Education	0	0	0	0	-
8170 Vocational Technical Education Act (VTEA)	1,541,783	1,902,725	1,961,663	1,912,460	0.51
8199 Other Federal Revenues (ABE, CAMP, SBA, Gear Up, NSF)	6,639,005	5,598,539	5,608,249	5,254,273	(6.15)
Total Federal Revenues	<u>11,982,940</u>	<u>11,411,110</u>	<u>13,108,904</u>	<u>9,804,468</u>	(14.08)
8600 State Revenues					
8622 Extended Opportunity Programs & Services (EOPS)	1,256,640	1,541,889	1,543,040	1,543,040	0.07
8623 Disabled Students Programs & Services (DSPS)	1,352,275	1,399,963	1,529,751	1,529,751	9.27
8625 CalWORKS	324,806	394,197	408,384	408,384	3.60
8626 Telecomm./Technology Infrastructure Prog. (TTIP)	17,554	14,517	53,542	39,246	170.35
8629 Other Gen Categorical Apport-BSI	622,836	841,701	1,342,646	1,241,126	47.45
8629 Other Gen Categorical Apport-CARE	85,201	71,571	75,909	75,909	6.06
8629 Other Gen Categorical Apport-Equal Employment Opportunity	14,524	20,456	22,165	1,152	(94.37)
8629 Other Gen Categorical Apport-Instructional Equipment	0	381,216	381,216	1,146,811	200.83
8629 Other Gen Categorical Apport-Matriculation-Credit	1,295,798	1,772,481	2,116,746	2,484,045	40.15
8629 Other Gen Categorical Apport-Matriculation-Non-Credit	1,327,254	1,743,003	1,785,302	1,827,600	4.85
8629 Other Gen Categorical Apport-Student Financial Aid Admin	992,346	1,055,049	1,075,368	1,075,368	1.93
8659 Other Reimb Categorical Allow-Career Tech Education	867,490	583,371	384,813	228,342	(60.86)
8659 Other Reimb Categorical Allow-Economic Development	1,740,232	1,740,284	846,838	1,542,209	(11.38)
8659 Other Reimb Categorical Allow-Other	486,778	905,314	904,416	7,656,900	745.77
8681 State Lottery Proceeds	793,994	1,025,499	882,297	988,214	(3.64)
Total State Revenues	<u>11,177,728</u>	<u>13,490,511</u>	<u>13,352,433</u>	<u>21,788,097</u>	61.51

Rancho Santiago Community College District
Adopted Budget
2014-15

Restricted General Fund Revenue Budget - Fund 12						
<u>Revenues by Source</u>		2012-13 Actual Revenue	2013-14 Actual Revenue	2014-15 Tentative Budget	2014-15 Adopted Budget	% change 14/15 Adpt/ 13/14 Actual
8800	Local Revenues					
8820	Contrib, Gifts, Grants & Endowment	11,937	4,614	3,069	561	(87.84)
8831	Contract Instructional Service	25,728	10,420	169,861	172,711	1,557.50
8876	Health Services Fees	1,069,999	1,128,987	1,062,263	1,139,844	0.96
8882	Parking Fees & Bus Passes	875,085	930,964	875,000	935,000	0.43
8890	Other Local Revenues (Instr. Mat./Health Serv. Use Fees, etc.)	210,520	151,003	212,021	167,110	10.67
8891	Other Local Rev - Special Proj	174,785	207,783	563,002	596,692	187.17
	Total Local Revenues	<u>2,368,054</u>	<u>2,433,771</u>	<u>2,885,216</u>	<u>3,011,918</u>	23.76
8900	Other Financing Sources					
8910	Proceeds-Sale of Equip & Suppl	0	0	0	0	-
8981	Interfund Transfer In	0	0	0	0	-
8999	Revenue - Clearing	6,180	(6,180)	0	0	(100.00)
	Total Other Sources	<u>6,180</u>	<u>(6,180)</u>	<u>0</u>	<u>0</u>	(100.00)
	Total Revenues	<u>25,534,902</u>	<u>27,329,212</u>	<u>29,346,553</u>	<u>34,604,483</u>	26.62
	Net Beginning Balance	1,144,209	1,435,844	1,289,009	2,337,231	62.78
	Adjustments to Beginning Balance	0	0	0	0	-
	Adjusted Beginning Fund Balance	<u>1,144,209</u>	<u>1,435,844</u>	<u>1,289,009</u>	<u>2,337,231</u>	62.78
	Total Revenues, Other Financing Sources and Beginning Fund Balance	<u>\$26,679,111</u>	<u>\$28,765,056</u>	<u>\$30,635,562</u>	<u>\$36,941,714</u>	28.43

Rancho Santiago Community College District
Adopted Budget
2014-15

Restricted General Fund Expenditure Budget - Fund 12

<u>Expenditures by Object</u>	2012-13 Actual Expenses	2013-14 Actual Expenses	2014-15 Tentative Budget	2014-15 Adopted Budget	% change 14/15 Adpt/ 13/14 Actual
1000 Academic Salaries					
1100 Instructional Salaries, Regular Contract	\$162,835	\$225,027	\$175,248	\$173,141	(23.06)
1200 Non-Instructional Salaries, Regular Contract	1,668,213	1,664,531	1,907,073	1,978,925	18.89
1300 Instructional Salaries, Other Non-Regular	403,469	405,712	466,612	466,108	14.89
1400 Non-Instructional Salaries, Other Non-Regular	3,076,434	3,443,192	3,591,846	3,997,110	16.09
Subtotal	<u>5,310,951</u>	<u>5,738,462</u>	<u>6,140,779</u>	<u>6,615,284</u>	15.28
2000 Classified Salaries					
2100 Non-Instructional Salaries, Regular Full Time	5,019,604	5,333,782	5,274,157	5,940,975	11.38
2200 Instructional Aides, Regular Full Time	0	0	0	0	-
2300 Non-Instructional Salaries, Other	2,863,911	2,830,632	3,151,386	2,904,037	2.59
2400 Instructional Aides, Other	851,207	843,811	1,074,517	1,006,966	19.34
Subtotal	<u>8,734,722</u>	<u>9,008,225</u>	<u>9,500,060</u>	<u>9,851,978</u>	9.37
3000 Employee Benefits					
3100 State Teachers' Retirement System Fund	358,862	380,184	463,110	512,304	34.75
3200 Public Employees' Retirement System Fund	797,024	808,131	888,844	948,242	17.34
3300 Old Age, Survivors, Disability, and Health Ins.	654,952	677,175	743,603	791,529	16.89
3400 Health and Welfare Benefits	1,646,995	1,672,969	1,925,799	2,196,100	31.27
3500 State Unemployment Insurance	144,138	7,058	43,792	38,219	441.50
3600 Workers' Compensation Insurance	339,663	356,833	376,619	396,478	11.11
3900 Other Benefits	148,405	152,933	164,450	181,934	18.96
Subtotal	<u>4,090,039</u>	<u>4,055,283</u>	<u>4,606,217</u>	<u>5,064,806</u>	24.89
TOTAL SALARIES/BENEFITS	18,135,712	18,801,970	20,247,056	21,532,068	14.52

Rancho Santiago Community College District
Adopted Budget
2014-15

Restricted General Fund Expenditure Budget - Fund 12

Expenditures by Object	2012-13 Actual Expenses	2013-14 Actual Expenses	2014-15 Tentative Budget	2014-15 Adopted Budget	% change 14/15 Adpt/ 13/14 Actual
4000 Books and Supplies					
4100 Textbooks	0	0	0	3,000	-
4200 Other Books	77,029	121,052	164,112	141,674	17.04
4300 Instructional Supplies	987,746	911,115	1,326,939	1,787,923	96.23
4400 Media Supplies	0	0	0	0	-
4500 Maintenance Supplies	12,006	14,007	19,837	21,637	54.47
4600 Non-Instructional Supplies	324,187	379,968	433,511	446,768	17.58
4700 Food Supplies	90,656	96,641	126,745	132,794	37.41
Subtotal	1,491,624	1,522,783	2,071,144	2,533,796	66.39
5000 Services and Other Operating Expenses					
5100 Personal & Consultant Svcs	2,302,638	2,350,508	2,682,236	5,538,158	135.62
5200 Travel & Conference Expenses	296,872	369,864	491,694	452,607	22.37
5300 Dues & Memberships	17,293	29,586	22,682	24,929	(15.74)
5400 Insurance	69,566	66,373	61,593	61,593	(7.20)
5500 Utilities & Housekeeping Svcs	3,748	3,042	1,935	1,235	(59.40)
5600 Rents, Leases & Repairs	225,993	246,686	268,453	259,015	5.00
5700 Legal, Election & Audit Exp	0	0	0	0	-
5800 Other Operating Exp & Services	524,424	490,183	556,355	606,577	23.75
5900 Other (Transp., Postage, Reproduction, Special Proj., etc.)	300,936	336,539	1,447,190	3,003,501	792.47
Subtotal	3,741,470	3,892,781	5,532,138	9,947,615	155.54
6000 Sites, Buildings, Books, and Equipment					
6100 Sites & Site Improvements	0	0	0	0	-
6200 Buildings	0	2,725	2,750	2,750	0.92
6300 Library Books	32,068	20,988	27,231	21,568	2.76
6400 Equipment	1,245,172	1,460,451	1,419,592	1,248,842	(14.49)
Subtotal	1,277,240	1,484,164	1,449,573	1,273,160	(14.22)
Subtotal, Expenditures (1000 - 6000)	24,646,046	25,701,698	29,299,911	35,286,639	37.29

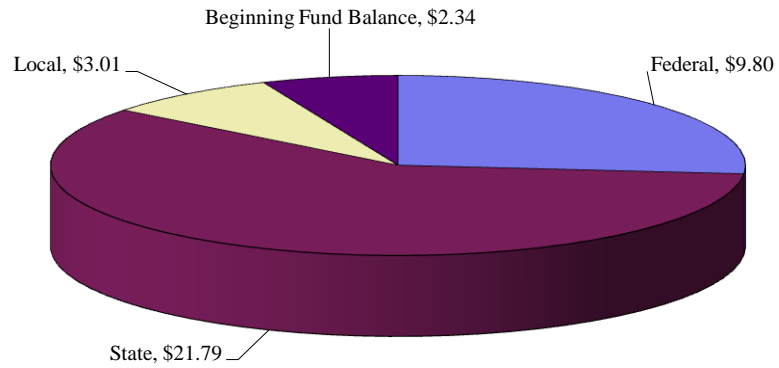
Rancho Santiago Community College District
Adopted Budget
2014-15

Restricted General Fund Expenditure Budget - Fund 12

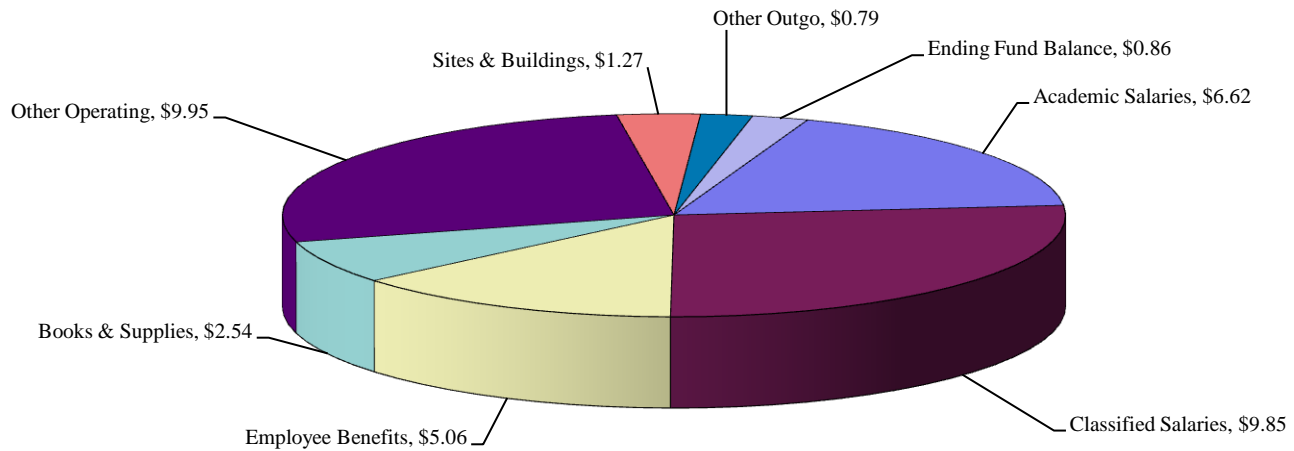
Expenditures by Object	2012-13 Actual Expenses	2013-14 Actual Expenses	2014-15 Tentative Budget	2014-15 Adopted Budget	% change 14/15 Adpt/ 13/14 Actual
7000 Other Outgo					
7200 Intrafund Transfers Out	(3,031)	2,004	0	0	(100.00)
7300 Interfund Transfers Out	0	0	0	0	-
7600 Other Student Aid	600,252	724,123	795,815	793,273	9.55
Subtotal	<u>597,221</u>	<u>726,127</u>	<u>795,815</u>	<u>793,273</u>	9.25
Subtotal, Expenditures (1000 - 7000)	<u>25,243,267</u>	<u>26,427,825</u>	<u>30,095,726</u>	<u>36,079,912</u>	36.52
7900 Reserve for Contingencies					
7920 Restricted Contingency-Campus Health Services-3250	0	0	170,132	170,132	-
7920 Restricted Contingency-Health Services Fees-3450	0	0	158,983	482,873	-
7920 Restricted Contingency-Safety & Parking-3610	0	0	204,541	208,797	-
7920 Restricted Contingency-Veterans Affair Ed Rep-3749	0	0	6,180	0	-
Total Designated	<u>0</u>	<u>0</u>	<u>539,836</u>	<u>861,802</u>	-
7910 Unrestricted Contingency	1,435,844	2,337,231	0	0	(100.00)
Subtotal Expenditures (7900)	<u>1,435,844</u>	<u>2,337,231</u>	<u>539,836</u>	<u>861,802</u>	(63.13)
Total Expenditures, Other Outgo and Ending Fund Balance	<u>\$26,679,111</u>	<u>\$28,765,056</u>	<u>\$30,635,562</u>	<u>\$36,941,714</u>	28.43

Rancho Santiago Community College District
Adopted Budget 2014-15
General Fund - Restricted - Fund 12

Revenue in Millions



Expenditures in Millions



Rancho Santiago Community College District
Adopted Budget
2014-15

Unrestricted - One-Time - General Fund Revenue Budget - Fund 13

<u>Revenues by Source</u>		2012-13 Actual Revenue	2013-14 Actual Revenue	2014-15 Tentative Budget	2014-15 Adopted Budget	% change 14/15 Adpt/ 13/14 Actual
8100	Federal Revenues					
	Total Federal Revenues	\$0	\$0	\$0	\$0	-
8600	State Revenues					
8682	State Mandated Costs	782,028	788,436	740,000	0	(100.00)
	Total State Revenues	782,028	788,436	740,000	0	(100.00)
8800	Local Revenues					
8850	Rentals Short-term	7,938	19,326	15,000	15,000	(22.38)
8885	Student ID & ASB Fees	0	91,910	0		
8890	Other Local Revenues (Student Transcript/Representation/ Discounts/Fines/Instr. Mat./Health Serv. Use Fees, etc.)	195,578	205,182	0	16,995	(91.72)
8891	Other Local Rev - Special Proj	125,000	0	0	0	-
	Total Local Revenues	328,516	316,418	15,000	31,995	(89.89)
8900	Other Financing Sources					
8910	Proceeds-Sale of Equip & Suppl	0	0	0	0	-
8981	Interfund Transfer In	0	94,565	0	0	(100.00)
	Total Other Sources	0	94,565	0	0	(100.00)
	Total Revenues	1,110,544	1,199,419	755,000	31,995	(97.33)
	Net Beginning Balance	43,608,426	37,633,190	28,350,921	27,266,692	(27.55)
	Adjustments to Beginning Balance	(212,572)	0	0	0	-
	Adjusted Beginning Fund Balance	43,395,854	37,633,190	28,350,921	27,266,692	(27.55)
	Total Revenues, Other Financing Sources and Beginning Fund Balance	\$44,506,398	\$38,832,609	\$29,105,921	\$27,298,687	(29.70)

Rancho Santiago Community College District
Adopted Budget
2014-15

Unrestricted - One-Time - General Fund Expenditure Budget - Fund 13

<u>Expenditures by Object</u>	2012-13 Actual Expenses	2013-14 Actual Expenses	2014-15 Tentative Budget	2014-15 Adopted Budget	% change 14/15 Adpt/ 13/14 Actual
1000 Academic Salaries					
1100 Instructional Salaries, Regular Contract	\$0	\$0	\$0	\$0	-
1200 Non-Instructional Salaries, Regular Contract	0	0	0	0	-
1300 Instructional Salaries, Other Non-Regular	8,516	6,528	377,676	39,014	497.64
1400 Non-Instructional Salaries, Other Non-Regular	47,094	29,697	0	4,437	(85.06)
Subtotal	<u>55,610</u>	<u>36,225</u>	<u>377,676</u>	<u>43,451</u>	19.95
2000 Classified Salaries					
2100 Non-Instructional Salaries, Regular Full Time	57,490	152,278	56,000	11,869	(92.21)
2200 Instructional Aides, Regular Full Time	0	0	0	0	-
2300 Non-Instructional Salaries, Other	169,570	38,229	37,230	1,327	(96.53)
2400 Instructional Aides, Other	532,990	686,894	624,352	76,264	(88.90)
Subtotal	<u>760,050</u>	<u>877,401</u>	<u>717,582</u>	<u>89,460</u>	(89.80)
3000 Employee Benefits					
3100 State Teachers' Retirement System Fund	3,989	1,702	0	394	(76.85)
3200 Public Employees' Retirement System Fund	23,397	20,802	17,612	1,398	(93.28)
3300 Old Age, Survivors, Disability, and Health Ins.	32,822	33,345	29,063	2,794	(91.62)
3400 Health and Welfare Benefits	19,890	46,419	29,729	2,801	(93.97)
3500 State Unemployment Insurance	8,985	454	8,501	35	(92.29)
3600 Workers' Compensation Insurance	20,469	22,012	17,323	2,258	(89.74)
3900 Other Benefits	675	2,869	1,350	250	(91.29)
Subtotal	<u>110,227</u>	<u>127,603</u>	<u>103,578</u>	<u>9,930</u>	(92.22)
TOTAL SALARIES/BENEFITS	925,887	1,041,229	1,198,836	142,841	(86.28)

Rancho Santiago Community College District
Adopted Budget
2014-15

Unrestricted - One-Time - General Fund Expenditure Budget - Fund 13

Expenditures by Object	2012-13 Actual Expenses	2013-14 Actual Expenses	2014-15 Tentative Budget	2014-15 Adopted Budget	% change 14/15 Adpt/ 13/14 Actual
4000 Books and Supplies					
4100 Textbooks	0	0	0	0	-
4200 Other Books	0	0	0	0	-
4300 Instructional Supplies	0	0	0	0	-
4400 Media Supplies	0	0	0	0	-
4500 Maintenance Supplies	10,457	0	0	0	-
4600 Non-Instructional Supplies	41,676	5,642	26,082	29,582	424.32
4700 Food Supplies	0	0	0	1,000	-
Subtotal	52,133	5,642	26,082	30,582	442.04
5000 Services and Other Operating Expenses					
5100 Personal & Consultant Svcs	47,868	176,502	65,551	34,081	(80.69)
5200 Travel & Conference Expenses	88,254	1,314	13,200	40,700	2,997.41
5300 Dues & Memberships	15,579	15,399	15,000	0	(100.00)
5400 Insurance	0	0	0	0	-
5500 Utilities & Housekeeping Svcs	3,978,696	3,925,964	3,969,176	0	(100.00)
5600 Rents, Leases & Repairs	284,105	340,617	390,730	32,756	(90.38)
5700 Legal, Election & Audit Exp	325,473	380,116	40,000	0	(100.00)
5800 Other Operating Exp & Services	4,682,854	4,635,046	5,200,361	1,778,069	(61.64)
5900 Other (Transp., Postage, Reproduction, Special Proj., etc.)	39,757	190,916	518,833	25,916	(86.43)
Subtotal	9,462,586	9,665,874	10,212,851	1,911,522	(80.22)
6000 Sites, Buildings, Books, and Equipment					
6100 Sites & Site Improvements	0	45,426	0	0	(100.00)
6200 Buildings	0	400	0	0	(100.00)
6300 Library Books	0	0	0	0	-
6400 Equipment	17,967	278,067	75,000	75,000	(73.03)
Subtotal	17,967	323,893	75,000	75,000	(76.84)
Subtotal, Expenditures (1000 - 6000)	10,458,573	11,036,638	11,512,769	2,159,945	(80.43)

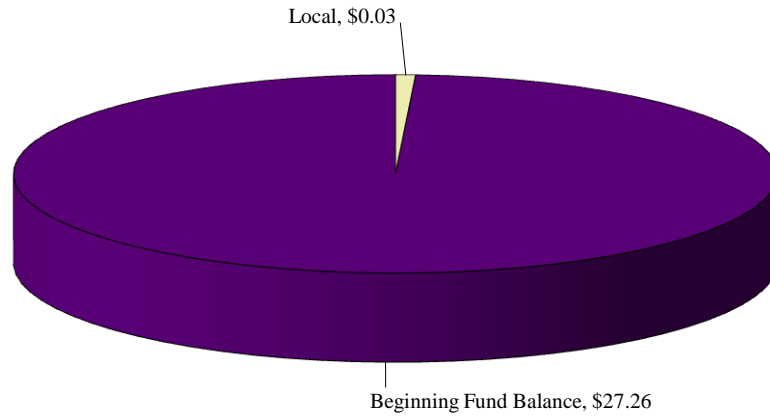
Rancho Santiago Community College District
Adopted Budget
2014-15

Unrestricted - One-Time - General Fund Expenditure Budget - Fund 13

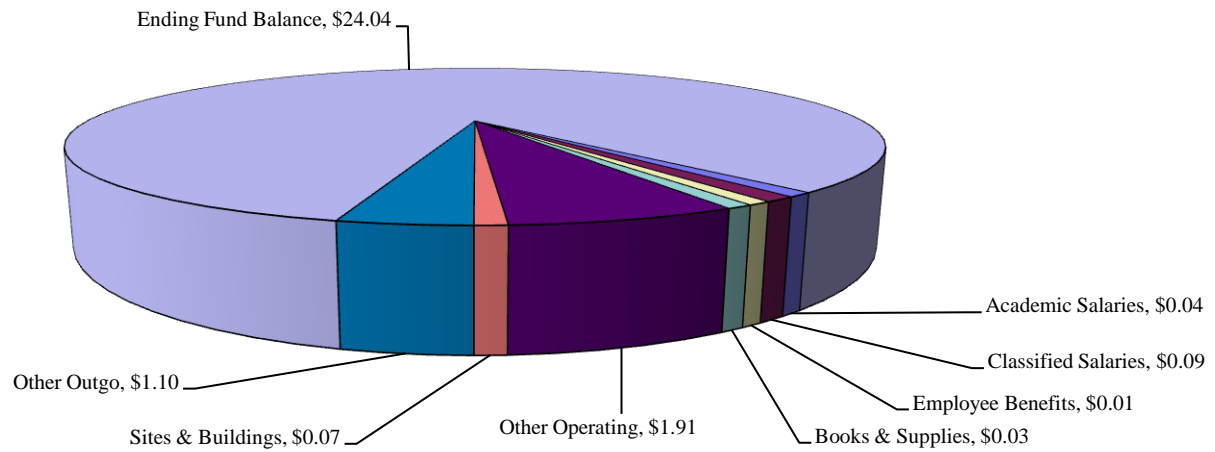
<u>Expenditures by Object</u>	2012-13 Actual Expenses	2013-14 Actual Expenses	2014-15 Tentative Budget	2014-15 Adopted Budget	% change 14/15 Adpt/ 13/14 Actual
7000 Other Outgo					
7200 Intrafund Transfers Out	0	0	0	0	-
7300 Interfund Transfers Out	3,023,573	9,237,238	890,000	1,100,000	(88.09)
7600 Other Student Aid	0	42,000	0	0	(100.00)
Subtotal	<u>3,023,573</u>	<u>9,279,238</u>	<u>890,000</u>	<u>1,100,000</u>	(88.15)
Subtotal, Expenditures (1000 - 7000)	<u>13,482,146</u>	<u>20,315,876</u>	<u>12,402,769</u>	<u>3,259,945</u>	(83.95)
7900 Reserve for Contingencies					
7930 Board Policy Contingency (5%)	0	0	7,561,467	7,445,802	-
7940 Revolving Cash Accounts	0	0	100,000	100,000	-
7940 Employee Emergency Vacation Payout	0	0	50,000	50,000	-
7950 Budget Stabilization	0	0	7,758,706	15,456,830	-
Total Designated	<u>0</u>	<u>0</u>	<u>15,470,173</u>	<u>23,052,632</u>	-
7910 Unrestricted Contingency	31,024,252	18,516,733	1,232,979	986,110	(94.67)
Subtotal Expenditures (7900)	<u>31,024,252</u>	<u>18,516,733</u>	<u>16,703,152</u>	<u>24,038,742</u>	29.82
Total Expenditures, Other Outgo and Ending Fund Balance	<u>\$44,506,398</u>	<u>\$38,832,609</u>	<u>\$29,105,921</u>	<u>\$27,298,687</u>	(29.70)

Rancho Santiago Community College District
Adopted Budget 2014-15
Unrestricted - One-Time - General Fund - Fund 13

Revenue in Millions



Expenditures in Millions

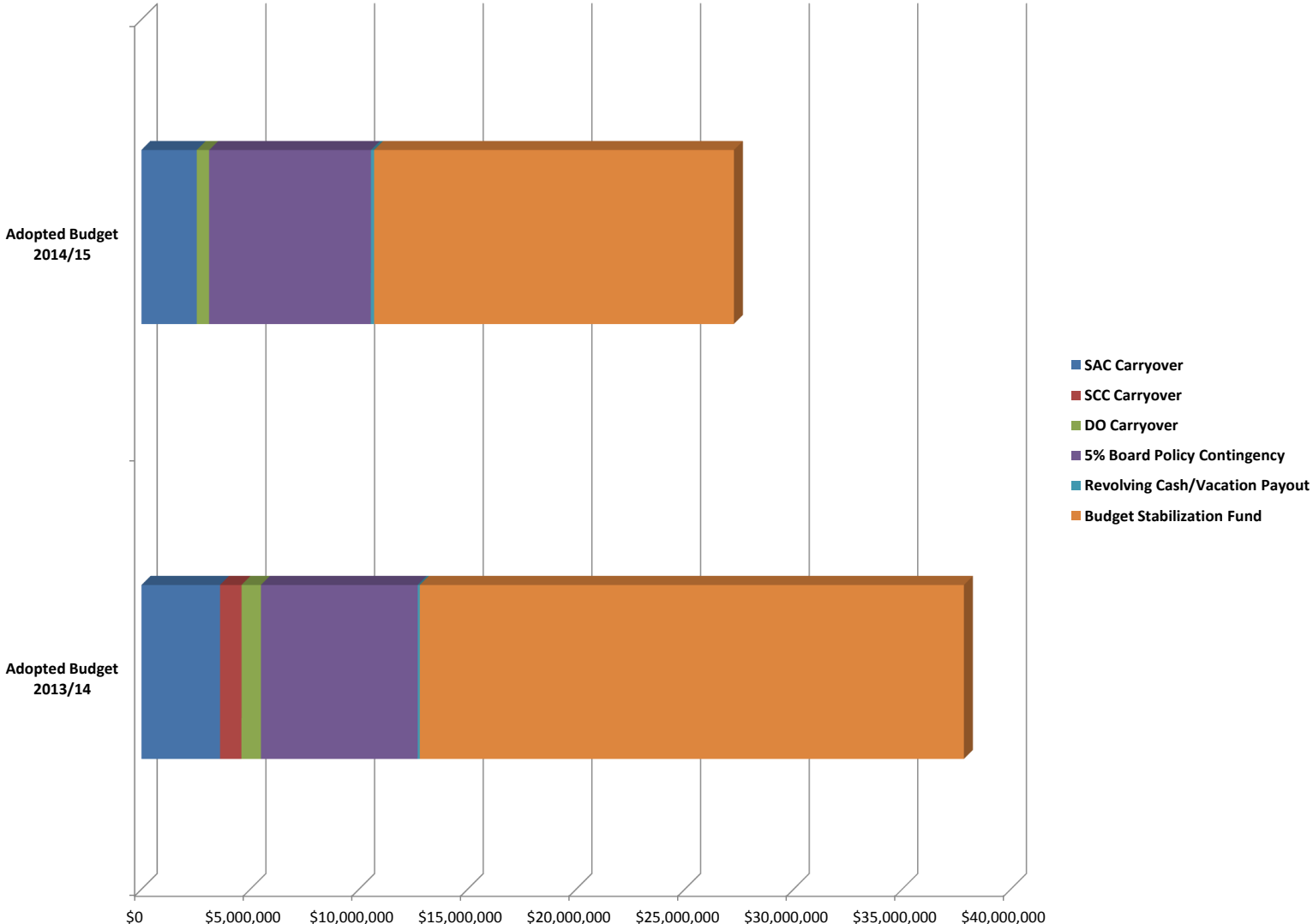


Rancho Santiago Community College District
Adopted Budget
2014-15

FY 2013-14 Ending Balance and Carryover		
BREAKDOWN OF FUND BALANCE		
2013/14 Beginning Fund Balance		\$ 37,633,190
2013/14 Change in Fund Balance		(10,366,498)
Ending Balance FY 2013-14 / Beginning Balance FY 2014-15		<u>27,266,692</u>
Carryover for Santa Ana College	\$ 2,548,789	
Carryover for Santiago Canyon College	-	
Carryover for District Office	<u>565,271</u>	
Total Budget Center Carryovers		3,114,060
5% Board Policy Contingency		7,445,802
Revolving Cash/Vacation Payout		<u>150,000</u>
Beginning Budget Stabilization Fund		16,556,830
Budgeted Spenddown		<u>(5,762,512)</u>
Ending Budget Stabilization Fund		<u><u>\$ 10,794,318</u></u>
RECONCILIATION OF USE OF BUDGET STABILIZATION FUND		
Total Budgeted Expenditures - Fund 13		\$ 3,259,945
+ Unrestricted Contingency		986,110
- Expenditures from One-Time Revenue		<u>(31,995)</u>
Net Fund 13 Expenditure Budget		4,214,060
- Fund 11 Budget Stabilization Fund		<u>4,662,512</u>
Total Unrestricted General Fund Expenditures Over Revenue		8,876,572
- One-Time Carryovers		<u>(3,114,060)</u>
Budgeted Spenddown of Budget Stabilization Fund		<u><u>\$ 5,762,512</u></u>

Rancho Santiago Community College District
Adopted Budget
2014-15

Components of Unrestricted General Fund Beginning Fund Balance as of 7/1/14



RSCCD - 2014-15 Adopted Budget SB 361 Revenue Allocation Simulation for Unrestricted General Fund -- FD 11 & 13
Based on 13-14 Annual Period Reported FTES

	SAC/CEC	SAC	CEC	SCC/OEC	SCC	OEC	District Services	Institutional Cost	TOTAL
APPORTIONMENT REVENUE									
Base Allocation	\$ 4,498,258	\$ 4,498,258		\$ 3,373,694	\$ 3,373,694				\$ 7,871,952
Grandfathered or Approved Center	\$ 1,124,565		\$ 1,124,565	\$ 1,124,565		\$ 1,124,565			\$ 2,249,130
FTES Base	\$ 86,502,497	\$ 71,573,401	\$ 14,929,096	\$ 37,374,263	\$ 31,486,237	\$ 5,888,026			\$ 123,876,760
Subtotal	\$ 92,125,320	\$ 76,071,659	\$ 16,053,661	\$ 41,872,522	\$ 34,859,931	\$ 7,012,591	\$ -	\$ -	\$ 133,997,842
Projected COLA - .85%	\$ -	\$ -	\$ -	\$ -	\$ -	\$ -			\$ -
Estimated Restoration/Access/Growth - 2.75%	\$ -	\$ -	\$ -	\$ -	\$ -	\$ -			\$ -
Deficit Coefficient	\$ (1,668,866)	\$ (1,286,149)	\$ (382,718)	\$ (716,315)	\$ (565,797)	\$ (150,518)			\$ (2,385,181)
One-time apportionment adjustment	\$ -	\$ -	\$ -	\$ -	\$ -	\$ -			\$ -
Property Tax Deficit Factor (ERAF)	\$ -	\$ -	\$ -	\$ -	\$ -	\$ -			\$ -
Enrollment Fee Deficit Factor	\$ -	\$ -	\$ -	\$ -	\$ -	\$ -			\$ -
TOTAL ESTIMATED APPORTIONMENT REVENUE	\$ 90,456,454	\$ 74,785,510	\$ 15,670,944	\$ 41,156,208	\$ 34,294,135	\$ 6,862,073	\$ -	\$ -	\$ 131,612,661
<i>Percentages</i>	68.73%	56.82%	11.91%	31.27%	26.06%	5.21%			
OTHER STATE REVENUE									
Lottery, Unrestricted	\$ 2,612,192	\$ 2,024,216	\$ 587,976	\$ 1,108,143	\$ 876,900	\$ 231,243			\$ 3,720,335
State Mandate	\$ 1,147,494	\$ 1,147,494	\$ -	\$ 492,506	\$ 492,506			\$ -	\$ 1,640,000
Part-Time Faculty Compensation	\$ 483,932	\$ 372,953	\$ 110,979	\$ 207,715	\$ 164,068	\$ 43,647			\$ 691,647
Subtotal, Other State Revenue	\$ 4,243,618	\$ 3,544,664	\$ 698,955	\$ 1,808,364	\$ 1,533,473	\$ 274,890	\$ -	\$ -	\$ 6,051,982
TOTAL ESTIMATED REVENUE	\$ 94,700,072	\$ 78,330,174	\$ 16,369,899	\$ 42,964,571	\$ 35,827,608	\$ 7,136,963	\$ -	\$ -	\$ 137,664,643
<i>Percentages</i>	68.79%	56.90%	11.89%	31.21%	26.03%	5.18%			
Less Institutional Cost Expenditures									\$ 10,718,240
Less Net District Services Expenditures									\$ 27,413,794
									\$ 99,532,609
ESTIMATED REVENUE	\$ 68,468,890	\$ 56,633,326	\$ 11,835,564	\$ 31,063,720	\$ 25,903,640	\$ 5,160,080			\$ 99,532,609
BUDGET EXPENDITURES FOR FY 2014-15									
SAC/CEC Expenses	\$ 77,448,795	\$ 67,473,531	\$ 9,975,264						\$ 77,448,795
SCC/OEC Expenses				\$ 33,953,304	\$ 29,233,827	\$ 4,719,477			\$ 33,953,304
District Services Expenses							\$ 28,018,668		\$ 28,018,668
Institutional Cost									
Retirees Instructional-local experience charge								\$ 3,520,586	\$ 3,520,586
Retirees Non-Instructional-local experience charge								\$ 3,694,621	\$ 3,694,621
All Risks Insurance								\$ 203,033	\$ 203,033
Property & Liability								\$ 1,800,000	\$ 1,800,000
Election								\$ 400,000	\$ 400,000
Interfund Transfer								\$ 1,100,000	\$ 1,100,000
TOTAL ESTIMATED EXPENDITURES	\$ 77,448,795	\$ 67,473,531	\$ 9,975,264	\$ 33,953,304	\$ 29,233,827	\$ 4,719,477	\$ 28,018,668	\$ 10,718,240	\$ 150,139,007
Percent of Total Estimated Expenditures	51.58%	44.94%	6.64%	22.61%	19.47%	3.14%	18.66%	7.14%	
ESTIMATED EXPENSES UNDER/(OVER) REVENUE	\$ (8,979,905)	\$ (10,840,205)	\$ 1,860,300	\$ (2,889,584)	\$ (3,330,187)	\$ 440,603			\$ (11,869,490)
OTHER STATE REVENUE									
Apprenticeship				\$ 1,389,971	\$ 1,389,971				\$ 1,389,971
Enrollment Fees 2%								\$ 250,674	\$ 250,674
LOCAL REVENUE									
Non Resident Tuition	\$ 1,258,770	\$ 1,258,770		\$ 241,230	\$ 241,230				\$ 1,500,000
Interest/Investments								\$ 120,000	\$ 120,000
Rents/Leases	\$ 63,480	\$ 63,480		\$ 22,472	\$ 22,472		\$ 205,000		\$ 290,952
Proceeds-Sale of Equipment								\$ 5,000	\$ 5,000
Other Local	\$ 16,995	\$ 16,995						\$ 24,200	\$ 41,195
Subtotal, Other Local Revenue	\$ 1,339,245	\$ 1,339,245	\$ -	\$ 1,653,673	\$ 1,653,673	\$ -	\$ 205,000	\$ 399,874	\$ 3,597,792
ESTIMATED ENDING BALANCE FOR 6/30/15	\$ (7,640,660)	\$ (9,500,960)	\$ 1,860,300	\$ (1,235,911)	\$ (1,676,514)	\$ 440,603			\$ (8,876,572)

NOTE: Excludes reserves (79XX) for DW of \$23,214,043

RSCCD - 2014-15 Adopted Budget SB 361 Revenue Allocation Simulation for Unrestricted General Fund -- FD 11 & 13
Based on 13-14 Annual Period Reported FTES - excluding budget center carryovers (assumes carryovers not spent)

	SAC/CEC	SAC	CEC	SCC/OEC	SCC	OEC	District Services	Institutional Cost	TOTAL
APPORTIONMENT REVENUE									
Base Allocation	\$ 4,498,258	\$ 4,498,258		\$ 3,373,694	\$ 3,373,694				\$ 7,871,952
Grandfathered or Approved Center	\$ 1,124,565		\$ 1,124,565	\$ 1,124,565		\$ 1,124,565			\$ 2,249,130
FTES Base	\$ 86,502,497	\$ 71,573,401	\$ 14,929,096	\$ 37,374,263	\$ 31,486,237	\$ 5,888,026			\$ 123,876,760
Subtotal	\$ 92,125,320	\$ 76,071,659	\$ 16,053,661	\$ 41,872,522	\$ 34,859,931	\$ 7,012,591	\$ -	\$ -	\$ 133,997,842
Projected COLA - .85%	\$ -	\$ -	\$ -	\$ -	\$ -	\$ -			\$ -
Estimated Restoration/Access/Growth - 2.75%	\$ -	\$ -	\$ -	\$ -	\$ -	\$ -			\$ -
Deficit Coefficient	\$ (1,668,866)	\$ (1,286,149)	\$ (382,718)	\$ (716,315)	\$ (565,797)	\$ (150,518)			\$ (2,385,181)
One-time apportionment adjustment	\$ -	\$ -	\$ -	\$ -	\$ -	\$ -			\$ -
Property Tax Deficit Factor (ERAF)	\$ -	\$ -	\$ -	\$ -	\$ -	\$ -			\$ -
Enrollment Fee Deficit Factor	\$ -	\$ -	\$ -	\$ -	\$ -	\$ -			\$ -
TOTAL ESTIMATED APPORTIONMENT REVENUE	\$ 90,456,454	\$ 74,785,510	\$ 15,670,944	\$ 41,156,208	\$ 34,294,135	\$ 6,862,073	\$ -	\$ -	\$ 131,612,661
<i>Percentages</i>	68.73%	56.82%	11.91%	31.27%	26.06%	5.21%			
OTHER STATE REVENUE									
Lottery, Unrestricted	\$ 2,612,192	\$ 2,024,216	\$ 587,976	\$ 1,108,143	\$ 876,900	\$ 231,243			\$ 3,720,335
State Mandate	\$ 1,147,494	\$ 1,147,494	\$ -	\$ 492,506	\$ 492,506			\$ -	\$ 1,640,000
Part-Time Faculty Compensation	\$ 483,932	\$ 372,953	\$ 110,979	\$ 207,715	\$ 164,068	\$ 43,647			\$ 691,647
Subtotal, Other State Revenue	\$ 4,243,618	\$ 3,544,664	\$ 698,955	\$ 1,808,364	\$ 1,533,473	\$ 274,890	\$ -	\$ -	\$ 6,051,982
TOTAL ESTIMATED REVENUE	\$ 94,700,072	\$ 78,330,174	\$ 16,369,899	\$ 42,964,571	\$ 35,827,608	\$ 7,136,963	\$ -	\$ -	\$ 137,664,643
<i>Percentages</i>	68.79%	56.90%	11.89%	31.21%	26.03%	5.18%			
Less Institutional Cost Expenditures									\$ 10,718,240
Less Net District Services Expenditures									\$ 26,848,523
									\$ 100,097,880
ESTIMATED REVENUE	\$ 68,857,742	\$ 56,954,961	\$ 11,902,781	\$ 31,240,138	\$ 26,050,753	\$ 5,189,385			\$ 100,097,880
BUDGET EXPENDITURES FOR FY 2014-15									
SAC/CEC Expenses	\$ 74,900,006	\$ 64,924,742	\$ 9,975,264						\$ 74,900,006
SCC/OEC Expenses				\$ 33,953,304	\$ 29,233,827	\$ 4,719,477			\$ 33,953,304
District Services Expenses							\$ 27,453,397		\$ 27,453,397
Institutional Cost									
Retirees Instructional-local experience charge								\$ 3,520,586	\$ 3,520,586
Retirees Non-Instructional-local experience charge								\$ 3,694,621	\$ 3,694,621
All Risks Insurance								\$ 203,033	\$ 203,033
Property & Liability								\$ 1,800,000	\$ 1,800,000
Election								\$ 400,000	\$ 400,000
Interfund Transfer								\$ 1,100,000	\$ 1,100,000
TOTAL ESTIMATED EXPENDITURES	\$ 74,900,006	\$ 64,924,742	\$ 9,975,264	\$ 33,953,304	\$ 29,233,827	\$ 4,719,477	\$ 27,453,397	\$ 10,718,240	\$ 147,024,947
<i>Percent of Total Estimated Expenditures</i>	50.94%	44.16%	6.78%	23.09%	19.88%	3.21%	18.67%	7.29%	
ESTIMATED EXPENSES UNDER/(OVER) REVENUE	\$ (6,042,264)	\$ (7,969,781)	\$ 1,927,517	\$ (2,713,166)	\$ (3,183,074)	\$ 469,908			\$ (8,755,430)
OTHER STATE REVENUE									
Apprenticeship				\$ 1,389,971	\$ 1,389,971				\$ 1,389,971
Enrollment Fees 2%								\$ 250,674	\$ 250,674
LOCAL REVENUE									
Non Resident Tuition	\$ 1,258,770	\$ 1,258,770		\$ 241,230	\$ 241,230				\$ 1,500,000
Interest/Investments								\$ 120,000	\$ 120,000
Rents/Leases	\$ 63,480	\$ 63,480		\$ 22,472	\$ 22,472		\$ 205,000		\$ 290,952
Proceeds-Sale of Equipment								\$ 5,000	\$ 5,000
Other Local	\$ 16,995	\$ 16,995						\$ 24,200	\$ 41,195
Subtotal, Other Local Revenue	\$ 1,339,245	\$ 1,339,245	\$ -	\$ 1,653,673	\$ 1,653,673	\$ -	\$ 205,000	\$ 399,874	\$ 3,597,792
ESTIMATED ENDING BALANCE FOR 6/30/15	\$ (4,703,019)	\$ (6,630,536)	\$ 1,927,517	\$ (1,059,493)	\$ (1,529,401)	\$ 469,908			\$ (5,762,512)

NOTE: Excludes reserves (79XX) for DW of \$23,214,043

Rancho Santiago Community College District
Adopted Budget
2014-15

Bond Interest and Redemption Funds

The Bond Interest and Redemption Fund is the designated fund referred to as the interest and sinking fund. These funds are to be used only for transactions related to the receipt and expenditure of local revenues derived from the property tax levied for the payment of the principal and interest on outstanding bonds of the district. Each separate issuance will be accounted for in its own project code. For budgeting and reporting purposes, we have combined all issuances into one fund for presentation only.

Rancho Santiago Community College District
Adopted Budget
2014-15

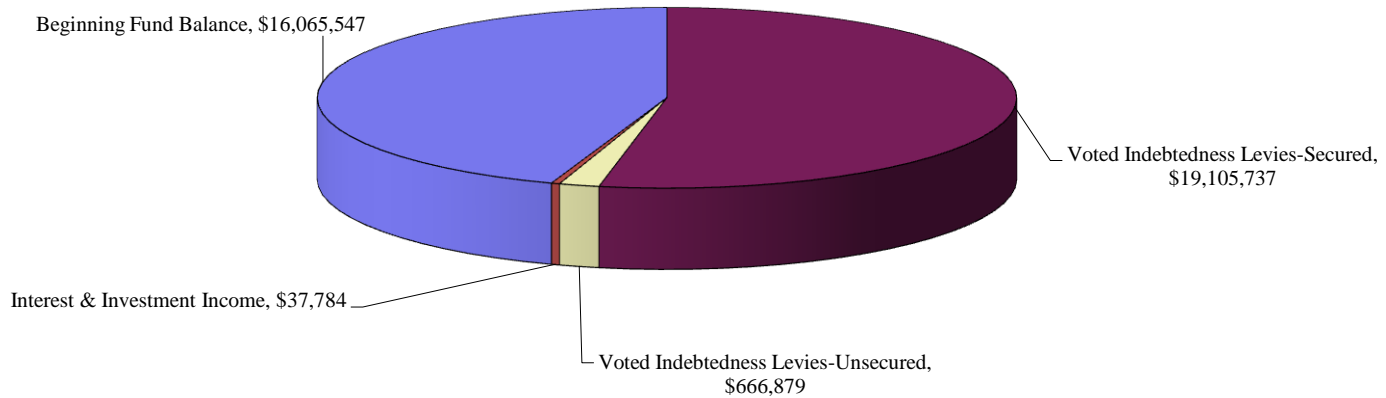
Bond Interest and Redemption Funds - Combined - Fund 24					
Revenue Budget					
<u>Revenue by Source</u>	2012-13 Actual Revenue	2013-14 Actual Revenue	2014-15 Tentative Budget	2014-15 Adopted Budget	% change 14/15 Adpt/ 13/14 Actual
8600 State Revenues					
8671 Voted Indebtedness Levies-HOPTR	\$145,433	\$145,626	\$0	\$0	(100.00)
8800 Local Revenues					
8814 Voted Indebtedness Levies-Secured	17,249,073	18,587,774	17,834,170	19,105,737	2.79
8815 Voted Indebtedness Levies-Unsecured	1,739,903	1,935,108	512,444	666,879	(65.54)
8860 Interest & Investment Income	39,864	37,726	45,377	37,784	0.15
Total Local Revenues	<u>19,028,840</u>	<u>20,560,608</u>	<u>18,391,991</u>	<u>19,810,400</u>	(3.65)
8900 Other Financing Sources					
8983 Intrafund Transfers In	1,315,000	1,183,700	0	0	(100.00)
Total Revenues and Other Financing Sources	<u>20,489,273</u>	<u>21,889,934</u>	<u>18,391,991</u>	<u>19,810,400</u>	(9.50)
Beginning Fund Balance	<u>12,705,429</u>	<u>15,743,779</u>	<u>13,751,751</u>	<u>16,065,547</u>	2.04
Adjustment to Beginning Fund Balance	<u>0</u>	<u>0</u>	<u>0</u>	<u>0</u>	-
Adjusted Beginning Fund Balance	<u>12,705,429</u>	<u>15,743,779</u>	<u>13,751,751</u>	<u>16,065,547</u>	2.04
Total Revenues, Other Financing Sources and Beginning Fund Balance	<u>\$33,194,702</u>	<u>\$37,633,713</u>	<u>\$32,143,742</u>	<u>\$35,875,947</u>	(4.67)

Rancho Santiago Community College District
Adopted Budget
2014-15

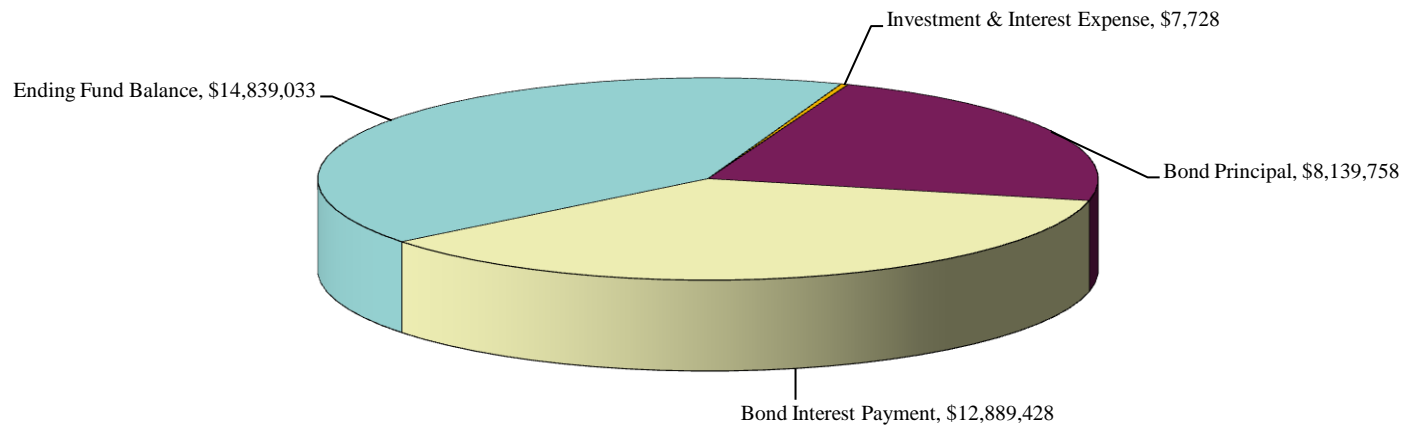
Bond Interest and Redemption Funds - Combined - Fund 24					
Expenditure Budget					
<u>Expenditures by Object</u>	2012-13 Actual Expenses	2013-14 Actual Expenses	2014-15 Tentative Budget	2014-15 Adopted Budget	% change 14/15 Adpt/ 13/14 Actual
5000 Other Operating Expenses					
5885 Investment & Interest Expense	\$7,162	\$7,671	\$7,225	\$7,728	0.74
7000 Other Outgo					
7110 Debt Payment - Principal	5,741,878	8,348,880	8,139,758	8,139,758	(2.50)
7120 Debt Payment - Interest	10,386,883	12,027,915	11,596,898	12,889,428	7.16
7200 Intrafund Transfers Out	1,315,000	1,183,700	0	0	(100.00)
Subtotal	17,443,761	21,560,495	19,736,656	21,029,186	(2.46)
Subtotal, Expenditures (1000 - 7000)	17,450,923	21,568,166	19,743,881	21,036,914	(2.46)
7900 Reserve for Contingencies					
7920 Restricted Contingency	15,743,779	16,065,547	12,399,861	14,839,033	(7.63)
Total Fund Balance	15,743,779	16,065,547	12,399,861	14,839,033	(7.63)
Total Expenditures, Other Outgo and Ending Fund Balance	<u>\$33,194,702</u>	<u>\$37,633,713</u>	<u>\$32,143,742</u>	<u>\$35,875,947</u>	(4.67)

Rancho Santiago Community College District
Adopted Budget 2014-15
Bond Interest and Redemption Funds - Combined - Fund 24

Revenue by Source



Expenditures by Object



Rancho Santiago Community College District
Adopted Budget
2014-15

Bookstore Fund

The Bookstore Fund is a special revenue fund designated to receive the proceeds derived from the District's operation of a community college bookstore pursuant to EC 81676. All necessary expenses, including salaries, wages, operating expenses, cost of goods sold, and cost of capital improvements for the bookstore may be paid from generated revenue.

Rancho Santiago Community College District
Adopted Budget
2014-15

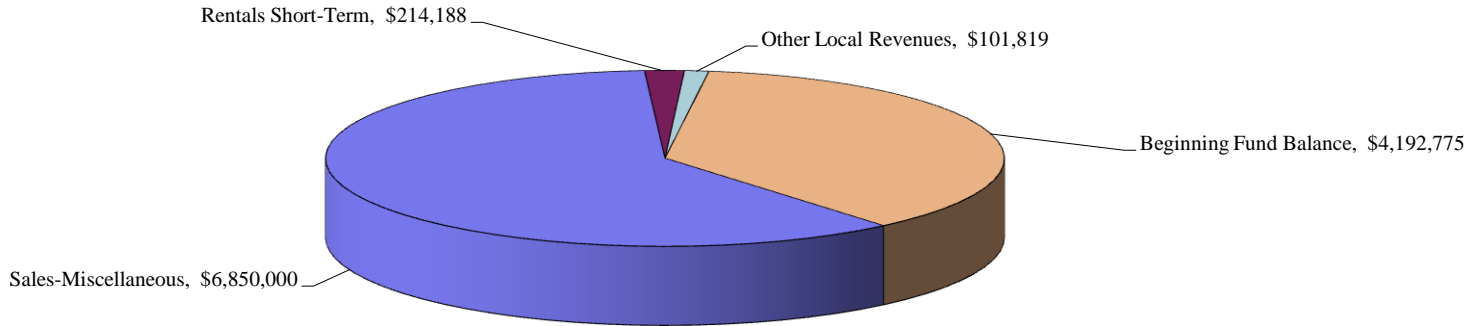
Bookstore Fund - Fund 31					
Revenue Budget					
<u>Revenues by Source</u>	2012-13 Actual Revenue	2013-14 Actual Revenue	2014-15 Tentative Budget	2014-15 Adopted Budget	% change 14/15 Adpt/ 13/14 Actual
8800 Local Revenues					
8843 Sales-Miscellaneous	\$6,344,425	\$6,850,031	\$6,820,000	\$6,850,000	(0.00)
8850 Rentals Short-Term	159,613	212,342	179,188	214,188	0.87
8860 Interest & Investment Income	211	0	0	0	-
8890 Other Local Revenues	94,948	39,607	101,819	101,819	157.07
Total Revenues	6,599,197	7,101,980	7,101,007	7,166,007	0.90
Beginning Fund Balance	3,573,416	3,651,179	3,790,319	4,192,775	14.83
Total Revenues and Beginning Fund Balance	\$10,172,613	\$10,753,159	\$10,891,326	\$11,358,782	5.63

Rancho Santiago Community College District
Adopted Budget
2014-15

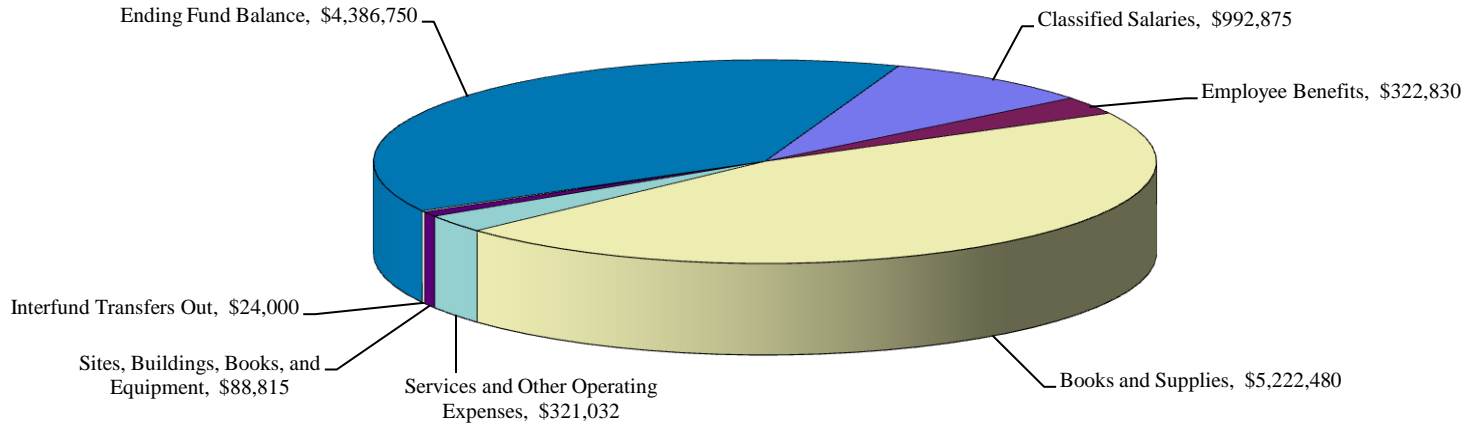
		Bookstore Fund - Fund 31 Expenditure Budget				
<u>Expenditures by Object</u>		2012-13 Actual Expenses	2013-14 Actual Expenses	2014-15 Tentative Budget	2014-15 Adopted Budget	% change 14/15 Adpt/ 13/14 Actual
2000	Classified Salaries	\$877,051	\$912,976	\$944,401	\$992,875	8.75
3000	Employee Benefits	360,754	363,974	315,400	322,830	(11.30)
4000	Books and Supplies	4,897,092	4,970,215	5,218,700	5,222,480	5.08
5000	Services and Other Operating Expenses	293,871	192,165	305,232	321,032	67.06
6000	Sites, Buildings, Books, and Equipment	31,866	82,054	88,815	88,815	8.24
	Subtotal, Expenditures (1000 - 6000)	<u>6,460,634</u>	<u>6,521,384</u>	<u>6,872,548</u>	<u>6,948,032</u>	6.54
7300	Interfund Transfers Out	60,800	39,000	24,000	24,000	(38.46)
	Subtotal, Expenditures (1000 - 7000)	<u>6,521,434</u>	<u>6,560,384</u>	<u>6,896,548</u>	<u>6,972,032</u>	6.27
7900	Reserve for Contingencies					
7910	Unrestricted Contingency	<u>3,651,179</u>	<u>4,192,775</u>	<u>3,994,778</u>	<u>4,386,750</u>	4.63
	Total Expenditures and Ending Fund Balance	<u><u>\$10,172,613</u></u>	<u><u>\$10,753,159</u></u>	<u><u>\$10,891,326</u></u>	<u><u>\$11,358,782</u></u>	5.63
<i>Total of \$1,257,333 of inventory is budgeted in the Reserve for Contingency Account</i>						

Rancho Santiago Community College District
Adopted Budget 2014-15
Bookstore Fund - Fund 31

Revenue by Source



Expenditures by Object



Total of \$1,257,333 of inventory is included in the Ending Fund Balance

Rancho Santiago Community College District
Adopted Budget
2014-15

Child Development Fund

The Child Development Fund is a special revenue fund designated to account for all revenues for or from the operation of child care and development services, including federal, state or local grants and student fees for child development services.

Costs incurred in the operation and maintenance of the child care and development services are paid from this fund. However, those segments of child care and development activities that are part of the instructional activity of the district must be accounted for in the General Fund.

The District currently operates five Child Development Centers at Santa Ana College, Santiago Canyon College, Centennial Education Center and Orange Education Center and Santa Ana East Campus.

Due to the reimbursement basis of certain grants within the Child Development Fund, as part of the approval of the budget by the Board of Trustees, authorization is given, as needed throughout the fiscal year, for temporary intra-year borrowing from the General Fund up to \$1 million for cash flow purposes.

In addition, with the approval of this budget, authorization is given for an amount not to exceed \$350,000 as a contribution from the Unrestricted General Fund to the Child Development Fund if needed.

Rancho Santiago Community College District
Adopted Budget
2014-15

		Child Development Fund - Fund 33				
		Revenue Budget				
<u>Revenues by Source</u>		2012-13	2013-14	2014-15	2014-15	% change
		Actual	Actual	Tentative	Adopted	14/15 Adpt/ 13/14 Actual
		Revenue	Revenue	Budget	Budget	
8100	Federal Revenues					
8199	Other Federal Revenue	\$2,106,508	\$2,073,871	\$2,152,622	\$1,423,752	(31.35)
8600	State Revenues					
8621	Child Development Apportionment	2,892,520	2,656,019	2,847,129	2,571,481	(3.18)
8629	Other Categorical Apportionment	231,076	231,076	231,076	231,076	-
8659	Other Reimb Categorical	15,101	57,762	139,899	82,137	42.20
8699	Other Miscellaneous State Revenue	43,793	22,538	189,845	183,659	714.89
	Total State Revenues	<u>3,182,490</u>	<u>2,967,395</u>	<u>3,407,949</u>	<u>3,068,353</u>	3.40
8800	Local Revenues					
8860	Interest & Investment Income	751	746	1,000	1,000	34.05
8871	Child Development Services	450,936	487,624	554,434	550,004	12.79
8890	Other Local Rev	8,000	18,250	0	0	(100.00)
8891	Other Local Rev - Special Proj	0	5,932	5,932	0	(100.00)
8893	Outlawed Checks	14	49	0	0	(100.00)
	Total Local Revenues	<u>459,701</u>	<u>512,601</u>	<u>561,366</u>	<u>551,004</u>	7.49
8900	Other Financing Sources					
8981	Interfund Transfers In	191,443	337,238	140,000	350,000 *	3.78
	Total Other Financing Sources	<u>191,443</u>	<u>337,238</u>	<u>140,000</u>	<u>350,000</u>	3.78
	Total Revenues	5,940,142	5,891,105	6,261,937	5,393,109	(8.45)
	Beginning Fund Balance	172,411	0	0	0	-
	Total Revenues, Other Financing Sources and Beginning Fund Balance	<u>\$6,112,553</u>	<u>\$5,891,105</u>	<u>\$6,261,937</u>	<u>\$5,393,109</u>	(8.45)

* This amount represents the budgeted contribution from the unrestricted general fund.

Rancho Santiago Community College District
Adopted Budget
2014-15

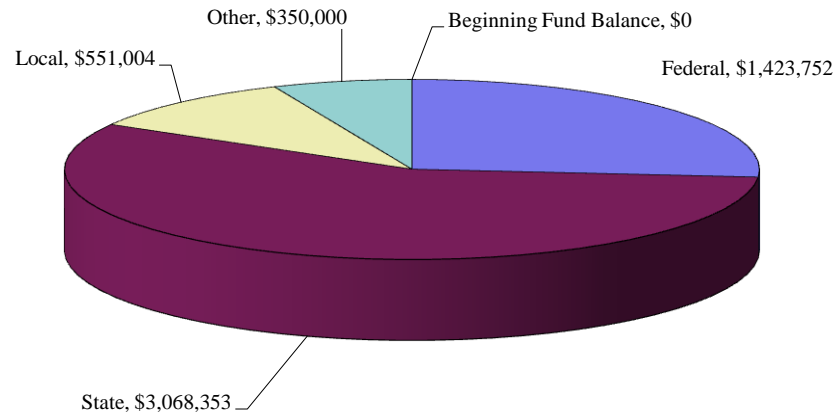
Child Development Fund - Fund 33					
Expenditure Budget					
<u>Expenditures by Object</u>	2012-13 Actual Expenses	2013-14 Actual Expenses	2014-15 Tentative Budget	2014-15 Adopted Budget	% change 14/15 Adpt/ 13/14 Actual
1000 Academic Salaries					
1200 Non-instructional Salaries, Regular Contract	\$2,178,127	\$2,145,947	\$2,180,138	\$1,829,725	(14.74)
1400 Non-instructional Salaries, Other Non-Regular	109,370	111,674	97,382	51,547	(53.84)
Subtotal	<u>2,287,497</u>	<u>2,257,621</u>	<u>2,277,520</u>	<u>1,881,272</u>	(16.67)
2000 Classified Salaries					
2100 Non-instructional Salaries, Regular Full Time	672,293	655,585	632,142	594,934	(9.25)
2300 Non-instructional Salaries, Other	719,337	660,008	660,364	731,153	10.78
Subtotal	<u>1,391,630</u>	<u>1,315,593</u>	<u>1,292,506</u>	<u>1,326,087</u>	0.80
3000 Employee Benefits					
3100 State Teachers' Retirement System Fund	193,483	191,479	187,774	184,638	(3.57)
3200 Public Employees' Retirement System Fund	110,760	93,725	101,398	98,082	4.65
3300 Old Age, Survivors, Disability, and Health Ins.	120,833	105,748	111,514	97,441	(7.86)
3400 Health and Welfare Benefits	860,970	829,191	823,015	719,731	(13.20)
3500 State Unemployment Insurance	37,757	1,711	35,198	1,481	(13.44)
3600 Workers' Compensation Insurance	91,502	88,675	88,912	78,539	(11.43)
3900 Other Benefits	125,468	119,813	122,704	98,440	(17.84)
Subtotal	<u>1,540,773</u>	<u>1,430,342</u>	<u>1,470,515</u>	<u>1,278,352</u>	(10.63)
4000 Books and Supplies					
4200 Books, Mags & Ref Mat	0	1,238	700	1,000	(19.22)
4300 Instructional Supplies	16,943	45,623	28,118	25,944	(43.13)
4600 Non-Instructional Supplies	26,122	51,034	38,815	25,747	(49.55)
4700 Food Supplies	168,950	138,755	180,184	132,250	(4.69)
Subtotal	<u>212,015</u>	<u>236,650</u>	<u>247,817</u>	<u>184,941</u>	(21.85)

Rancho Santiago Community College District
Adopted Budget
2014-15

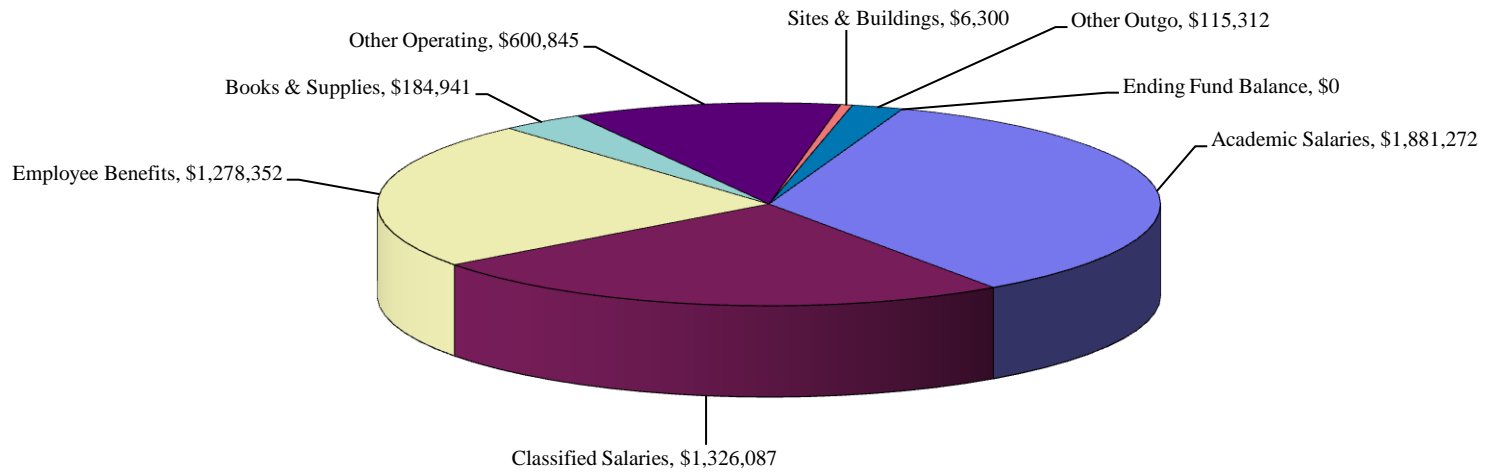
Child Development Fund - Fund 33					
Expenditure Budget					
<u>Expenditures by Object</u>	2012-13 Actual Expenses	2013-14 Actual Expenses	2014-15 Tentative Budget	2014-15 Adopted Budget	% change 14/15 Adpt/ 13/14 Actual
5000 Services and Other Operating Expenses					
5100 Personal & Consultant Svcs	473,687	357,758	558,462	402,519	12.51
5200 Travel & Conference Expenses	30,148	64,343	59,107	34,985	(45.63)
5300 Dues & Memberships	2,600	3,400	3,400	3,400	-
5500 Utilities & Housekeeping Svcs	10,680	11,400	11,400	12,000	5.26
5600 Rents, Leases & Repairs	60,302	84,826	91,217	89,173	5.12
5800 Other Operating Exp & Services	82,417	70,558	81,543	52,468	(25.64)
5900 Other	4,134	6,446	21,642	6,300	(2.26)
Subtotal	<u>663,968</u>	<u>598,731</u>	<u>826,771</u>	<u>600,845</u>	0.35
6000 Sites, Buildings, Books, and Equipment					
6100 Sites and Site Improvements	0	0	0	0	-
6200 Buildings	0	0	0	0	-
6400 Equipment	16,670	45,862	14,180	6,300	(86.26)
Subtotal	<u>16,670</u>	<u>45,862</u>	<u>14,180</u>	<u>6,300</u>	(86.26)
7000 Other Outgo					
7110 Debt Payment - Principal	0	0	0	0	-
7670 Other Exp Paid for Students	0	6,306	121,618	115,312	1,728.61
Subtotal	<u>0</u>	<u>6,306</u>	<u>121,618</u>	<u>115,312</u>	1,728.61
Subtotal, Expenditures (1000 - 7000)	<u>6,112,553</u>	<u>5,891,105</u>	<u>6,250,927</u>	<u>5,393,109</u>	(8.45)
7900 Reserve for Contingencies					
7920 Restricted Contingency	0	0	11,010	0	-
Total Expenditures, Other Outgo and Ending Fund Balance	<u><u>\$6,112,553</u></u>	<u><u>\$5,891,105</u></u>	<u><u>\$6,261,937</u></u>	<u><u>\$5,393,109</u></u>	(8.45)

Rancho Santiago Community College District
Adopted Budget 2014-15
Child Development Fund - Fund 33

Revenue by Source



Expenditures by Object



Rancho Santiago Community College District
Adopted Budget
2014-15

Capital Outlay Projects Fund

The Capital Outlay Projects Fund is used to account for the accumulation of moneys for the acquisition or construction of capital outlay items including scheduled maintenance projects exceeding \$5,000, sites, site improvements, buildings, and initial building contents such as library books, furniture, fixtures, equipment, etc.

This fund may provide for the accumulation of monies over a period of years for specific capital outlay purposes (including district match for Scheduled Maintenance and Special Repairs (SMSR) projects as defined in EC 84660 through interfund transfers of general purpose monies to the Capital Outlay Projects Fund. State monies for SMSR projects are recorded directly into this fund. SMSR is defined in EC 84660 as "unusual, nonrecurring work to restore a facility to a safe and continually usable condition for which it was intended." These items are divided into five funding categories: roofs, utilities, mechanical, exterior, and other.

Rancho Santiago Community College District
Adopted Budget
2014-15

Capital Outlay Projects Fund - Fund 41					
Revenue Budget					
<u>Revenue by Source</u>	2012-13 Actual Revenue	2013-14 Actual Revenue	2014-15 Tentative Budget	2014-15 Adopted Budget	% change 14/15 Adpt/ 13/14 Actual
8600 State Revenues					
8651 Community College Const. Act	\$788,068	\$0	\$0	\$0	-
8652 Scheduled Maintenance & Special Rep. Prog.	1,103,773	381,223	3,900,000	2,675,892	601.92
8654 Prop 39 Clean Energy	0	480,033	960,000	1,353,576	181.98
8659 Other Reimb Categorical Allow	65,000	0	0	0	-
State Revenues	<u>1,956,841</u>	<u>861,256</u>	<u>4,860,000</u>	<u>4,029,468</u>	367.86
8800 Local Revenues					
8851 Leases-Facilities/Land/Bldg	91,666	12,339	7,839	7,839	(36.47)
8860 Interest & Investment Income	80,807	95,234	85,000	85,000	(10.75)
8881 Nonresident Tuition-Capital	207,831	214,765	207,640	207,640	(3.32)
8890 Other Local Revenue	48,189	1,465	12,418	12,418	747.65
8893 Outlawed Checks	0	1,000	0	0	(100.00)
8894 Discounts Taken	71	0	72	72	-
8897 Redevelopmnt Rev/Health&Safety	3,049,139	2,347,190	1,469,804	2,235,021	(4.78)
Local Revenues	<u>3,477,703</u>	<u>2,671,993</u>	<u>1,782,773</u>	<u>2,547,990</u>	(4.64)
8900 Other Financing Sources					
8981 Interfund Transfers - In	3,290,000	8,920,000	750,000	750,000	(91.59)
Total Other Financing Sources	<u>3,290,000</u>	<u>8,920,000</u>	<u>750,000</u>	<u>750,000</u>	(91.59)
Total Revenues and Other Financing Sources	8,724,544	12,453,249	7,392,773	7,327,458	(41.16)
Beginning Fund Balance	19,851,476	26,672,852	34,056,214	34,754,824	30.30
Total Revenues, Other Financing Sources and Beginning Fund Balance	<u><u>\$28,576,020</u></u>	<u><u>\$39,126,101</u></u>	<u><u>\$41,448,987</u></u>	<u><u>\$42,082,282</u></u>	7.56

Rancho Santiago Community College District
Adopted Budget
2014-15

Capital Outlay Projects Fund - Fund 41					
Expenditure Budget					
Expenditures by Object	2012-13 Actual Expenses	2013-14 Actual Expenses	2014-15 Tentative Budget	2014-15 Adopted Budget	% change 14/15 Adpt/ 13/14 Actual
1000 Academic Salaries					
1400 Non-instructional Salaries, Other Non-Reg	\$3,353	(\$26)	\$0	\$0	(100.00)
Subtotal	3,353	(26)	0	0	(100.00)
2000 Classified Salaries					
2300 Non-instructional Salaries, Other	545	0	0	0	-
Subtotal	545	0	0	0	-
3000 Employee Benefits					
3100 State Teachers' Retirement System Fund	237	0	0	0	-
3200 Public Employees' Retirement System Fund	93	(3)	0	0	(100.00)
3300 Old Age, Survivors, Disability, and Health	114	(2)	0	0	(100.00)
3400 Health and Welfare Benefits	39	0	0	0	-
3500 State Unemployment Insurance	43	0	0	0	-
3600 Workers' Compensation Insurance	94	(1)	0	0	(100.00)
Subtotal	620	(6)	0	0	(100.00)
4000 Supplies					
4600 Non-Instructional Supplies	0	0	0	0	-
Subtotal	0	0	0	0	-
5000 Services and Other Operating Expenses					
5100 Personal & Consultant Svcs	50,512	57,402	93,645	197,099	243.37
5200 Travel & Conference Exp	0	0	2,250	2,250	-
5500 Utilities & Housekeeping	3,727	32,230	17,297	40,297	25.03

Rancho Santiago Community College District
Adopted Budget
2014-15

Capital Outlay Projects Fund - Fund 41					
Expenditure Budget					
Expenditures by Object	2012-13 Actual Expenses	2013-14 Actual Expenses	2014-15 Tentative Budget	2014-15 Adopted Budget	% change 14/15 Adpt/ 13/14 Actual
5600 Rents, Leases & Repairs	60,109	51,942	79,959	78,666	51.45
5800 Other Operating Exp & Services	18,105	21,299	15,750	15,750	(26.05)
Subtotal	132,453	162,873	208,901	334,062	105.11
6000 Sites, Buildings, Books, and Equipment					
6115 Sites - Contracted Services	0	20,530	26,511	13,278	(35.32)
6116 Sites - Licenses, Fees & Taxes	0	0	22,824	22,824	-
6120 Site Improvements	34,913	0	25,000	25,000	-
6121 Site Improv - Legal	1,614	0	7,500	7,500	-
6122 Site Improv - Contract	18,240	1,005,503	233,793	279,093	(72.24)
6123 Site Improv - Archit	0	0	105,000	95,000	-
6124 Site Improv - Blueprint/Reproduction	292	0	3,000	3,200	-
6125 Site Improv - Construction Mgmt	0	0	44,000	43,000	-
6126 Site Improv - Construction Tests	0	0	8,500	7,500	-
6127 Site Improv - Demolition	13,885	0	1,115	1,115	-
6128 Site Improv - DSA Fees	0	0	7,500	7,500	-
6129 Site Improv - Engineer	14,000	13,998	0	0	(100.00)
6134 Site Improv - Labor Compliance	0	0	7,500	7,500	-
6201 Buildings - Architects Fee	188,654	55,734	371,233	297,997	434.68
6202 Buildings - Blueprint/Reprod	729	1,524	9,935	7,835	414.11
6203 Buildings - Construction Mgmt	54,177	(1,988)	142,995	86,995	(4,476.01)
6204 Buildings - Construction Tests	6,614	42,081	49,863	55,777	32.55
6205 Buildings - Contracted Svcs	425,852	240,117	12,052,781	1,549,470	545.30
6206 Buildings - Demolition	0	32,750	6,495	6,495	(80.17)

Rancho Santiago Community College District
Adopted Budget
2014-15

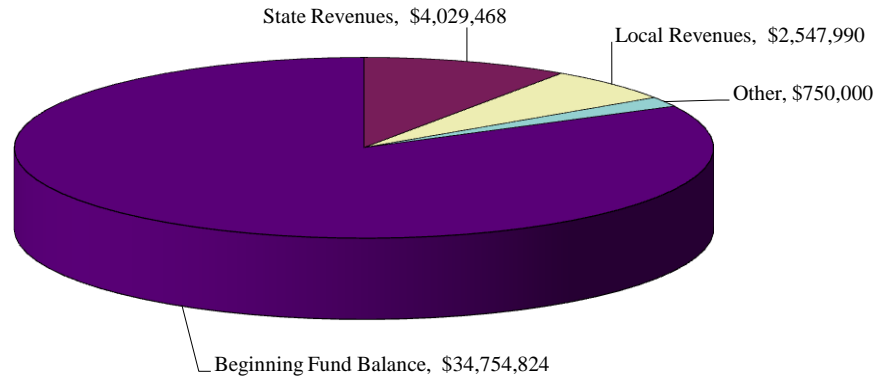
Capital Outlay Projects Fund - Fund 41					
Expenditure Budget					
Expenditures by Object	2012-13 Actual Expenses	2013-14 Actual Expenses	2014-15 Tentative Budget	2014-15 Adopted Budget	% change 14/15 Adpt/ 13/14 Actual
6207 Buildings - DSA Fees	14,696	609	6,690	6,690	998.52
6208 Buildings - Engineering Costs	19,900	58,910	131,495	83,620	41.95
6211 Buildings - Facilities	52,729	214,532	59,754	200,754	(6.42)
6213 Buildings - Labor Compliance	0	0	5,000	5,000	-
6214 Buildings - Legal Expenses	3,084	6,540	576	3,294	(49.63)
6215 Buildings - Licenses, Taxes	0	17,355	289	289	(98.33)
6217 Buildings - Relocation	157,914	30,538	1,071,926	907,926	2,873.10
6220 Building Improvements	157,857	2,331,025	3,519,712	4,490,851	92.66
6250 Bldg Impr - AE Fee	0	0	0	427,503	-
6251 Bldg Impr - Blueprint	0	0	0	400	-
6253 Bldg Impr - Contractor Svcs	0	0	0	7,898,614	-
6262 Bldg Impr - Legal Expenses	0	0	0	18,000	-
6263 Bldg Impr - Lic/Tax/Agcy Fees	0	0	0	3,600	-
6265 Bldg Impr - Relocation/Moving	0	0	0	15,000	-
6268 Bldg Impr - Precon Services	0	0	0	23,000	-
6269 Bldg Impr - Commissioning	0	0	0	28,000	-
6270 Bldg Impr - Spcl Ins/Mat Tes	0	0	0	300,000	-
6272 Bldg Impr - Cost Estimating	0	0	0	26,000	-
6400 Equipment	601,047	138,678	521,632	718,379	418.02
6900 Project Contingencies	0	0	204,555	1,841,337	-
Subtotal	1,766,197	4,208,436	18,647,174	19,515,336	363.72
Subtotal, Expenditures (1000 - 6000)	1,903,168	4,371,277	18,856,075	19,849,398	354.09

Rancho Santiago Community College District
Adopted Budget
2014-15

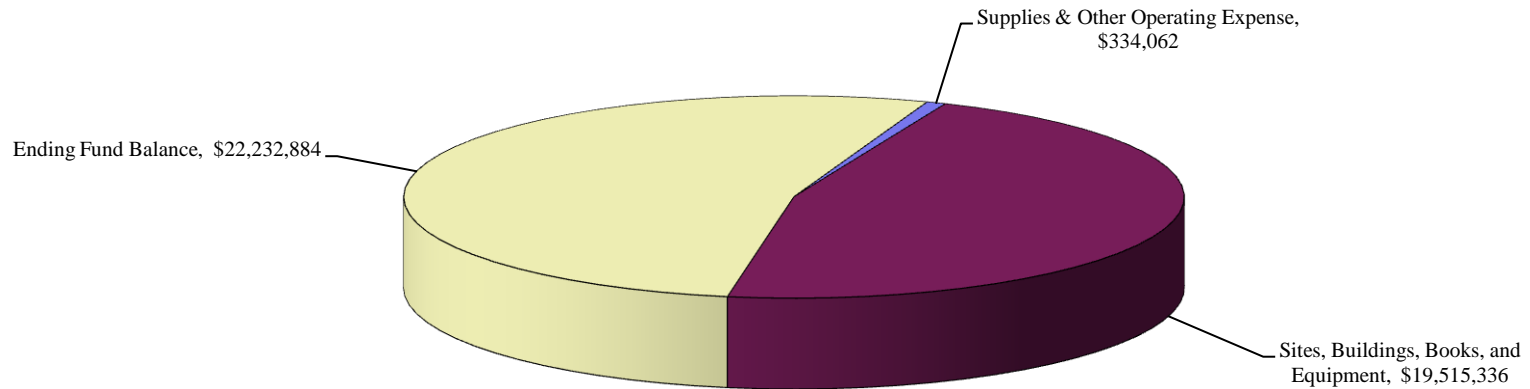
Capital Outlay Projects Fund - Fund 41					
Expenditure Budget					
<u>Expenditures by Object</u>	2012-13 Actual Expenses	2013-14 Actual Expenses	2014-15 Tentative Budget	2014-15 Adopted Budget	% change 14/15 Adpt/ 13/14 Actual
7000 Other Outgo					
7300 Interfund Transfers Out	0	0	0	0	-
Subtotal	0	0	0	0	-
Subtotal, Expenditures (1000 - 7000)	1,903,168	4,371,277	18,856,075	19,849,398	354.09
7900 Reserve for Contingencies					
7910 Unrestricted Contingency	26,672,852	34,754,824	13,202,784	16,166,929	(53.48)
7920 Restricted Contingency	0	0	9,390,128	6,065,955	-
	26,672,852	34,754,824	22,592,912	22,232,884	(36.03)
Total Expenditures, Other Outgo and Ending Fund Balance	\$28,576,020	\$39,126,101	\$41,448,987	\$42,082,282	7.56

Rancho Santiago Community College District
Adopted Budget 2014-15
Capital Outlay Projects Fund - Fund 41

Revenue by Source



Expenditures by Object



Rancho Santiago Community College District
Adopted Budget
2014-15

General Obligation Bond Fund
Measure E

This General Obligation Bond Fund is used exclusively to account for activity associated with Measure E, an initiative approved by local voters in November 2002. Total bonds issued totalled \$337,000,000. The first issuance in March 2003 totaling \$96,125,000 and the second issuance in March 2005 totaling \$119,999,867 have been fully expended. Activities in this fund reflect the expenditures from the remaining issuances and refunding.

These bond funds are used for property acquisitions, planning, infrastructure creation and enhancements, new capital construction projects, equipment acquisitions, and remodeling projects.

Under the requirements of the bond, an oversight committee meets regularly to ensure the District meets all requirements set forth in the bond.

Rancho Santiago Community College District
Adopted Budget
2014-15

General Obligation Bond Fund - Measure E - Fund 42
Revenue Budget

<u>Revenue by Source</u>	2012-13 Actual Revenue	2013-14 Actual Revenue	2014-15 Tentative Budget	2014-15 Adopted Budget	% change 14/15 Adpt/ 13/14 Actual
8800 Local Revenues					
8860 Interest & Investment Income	\$231,808	\$124,689	\$85,000	\$85,000	(31.83)
8890 Other Local Revenues	31,778	0	1,929	1,929	-
8893 Outlawed Checks	1,952	0	0	0	-
8894 Discounts Taken	26	279	265	265	(5.02)
Total Local Revenues	<u>265,564</u>	<u>124,968</u>	<u>87,194</u>	<u>87,194</u>	(30.23)
8900 Other Financing Sources					
8940 Proceeds-Sale of Bonds	0	0	0	0	-
Total Other Financing Sources	<u>0</u>	<u>0</u>	<u>0</u>	<u>0</u>	-
Total Revenues and Other Financing Sources	<u>265,564</u>	<u>124,968</u>	<u>87,194</u>	<u>87,194</u>	(30.23)
Beginning Fund Balance	69,469,313	45,667,699	28,149,586	18,472,841	(59.55)
Adjustments to Beginning Fund Balance	0	0	0	0	-
Adjusted Beginning Fund Balance	<u>69,469,313</u>	<u>45,667,699</u>	<u>28,149,586</u>	<u>18,472,841</u>	(59.55)
Total Revenues, Other Financing Sources and Beginning Fund Balance	<u><u>\$69,734,877</u></u>	<u><u>\$45,792,667</u></u>	<u><u>\$28,236,780</u></u>	<u><u>\$18,560,035</u></u>	(59.47)

Rancho Santiago Community College District
Adopted Budget
2014-15

General Obligation Bond Fund - Measure E - Fund 42
Expenditure Budget

<u>Expenditures by Object</u>	2012-13 Actual Expenses	2013-14 Actual Expenses	2014-15 Tentative Budget	2014-15 Adopted Budget	% change 14/15 Adpt/ 13/14 Actual
5000 Other Operating Expenses					
5885 Investment & Interest Expense	\$50,765	\$30,439	\$46,200	\$46,200	51.78
Subtotal	<u>50,765</u>	<u>30,439</u>	<u>46,200</u>	<u>46,200</u>	51.78
6100 Sites and Site Improvements					
6110 Sites	0	5,011,512	0	11,512	(99.77)
6114 Sites - Legal Expenses	230	0	0	0	-
6115 Sites - Contracted Services	80,000	93,018	94,183	108,043	16.15
6116 Sites - Licenses, Fees & Taxes	41,407	10,944	6,428	0	(100.00)
6120 Site Improvements	532,869	0	0	0	-
6121 Site Improv - Legal Expenses	1,962	6,362	50,000	1,478	(76.77)
6122 Site Improv - Contracted Svcs	2,221,163	10,197,321	12,200,623	5,755,308	(43.56)
6123 Site Improv - Architect Fee	0	224,555	130,994	111,994	(50.13)
6124 Site Improv - Blueprint	1,071	9,582	14,968	8,853	(7.61)
6125 Site Improv - Construct Mgmt	0	297,913	261,501	216,450	(27.34)
6126 Site Improv - Construct	84,640	245,079	441,536	222,923	(9.04)
6127 Site Improv - Demolition	13,527	0	72	72	-
6128 Site Improv - DSA Fees	0	4,703	73,760	69,283	1,373.17
6129 Site Improv - Engineer	112,969	187,563	72,148	40,532	(78.39)
6131 Site Improv - Equipment Rental	0	38,550	0	0	(100.00)
6132 Site Improv - Facility Lease	0	26,100	10,390	0	(100.00)
6134 Site Improv - Labor Compliance	0	0	25,000	25,000	-
6135 Site Improv - License, Taxes	7,045	0	0	0	-
6136 Site Improv - Modular, Lease Purchase	0	2,292,828	684,030	684,030	(70.17)
Subtotal	<u>3,096,883</u>	<u>18,646,030</u>	<u>14,065,633</u>	<u>7,255,478</u>	(61.09)

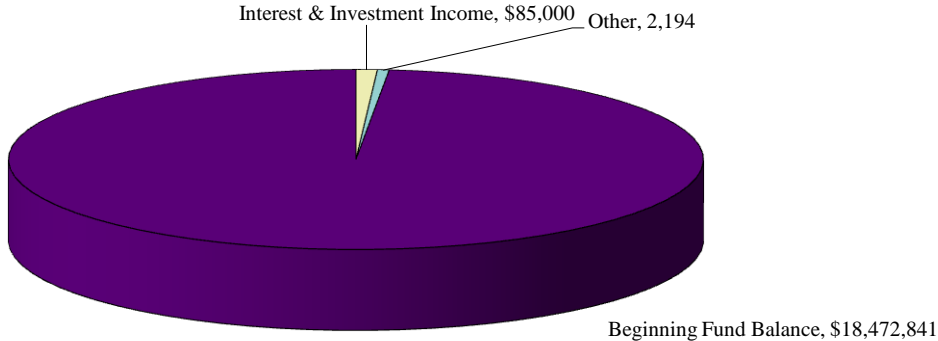
Rancho Santiago Community College District
Adopted Budget
2014-15

General Obligation Bond Fund - Measure E - Fund 42
Expenditure Budget

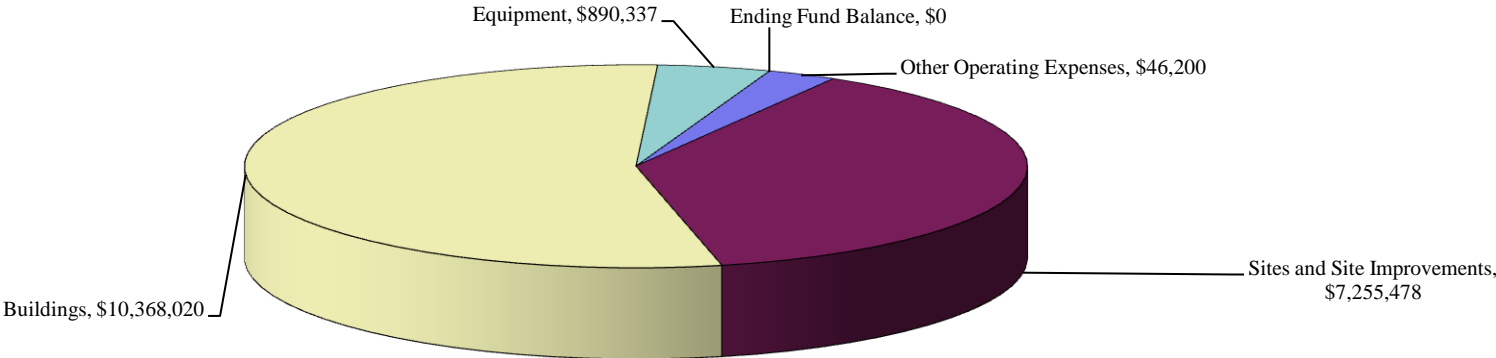
<u>Expenditures by Object</u>	2012-13 Actual Expenses	2013-14 Actual Expenses	2014-15 Tentative Budget	2014-15 Adopted Budget	% change 14/15 Adpt/ 13/14 Actual
6200 Buildings					
6201 Buildings - Architects Fee	1,154,417	1,790,648	5,566,500	3,892,800	117.40
6202 Buildings - Blueprint/Reprod	8,789	7,669	26,741	20,861	172.02
6203 Buildings - Construction Mgmt	1,979,621	506,823	2,834,778	2,422,501	377.98
6204 Buildings - Construction Tests	959,374	164,281	1,223,840	440,760	168.30
6205 Buildings - Contracted Svcs	15,877,746	3,805,054	1,895,257	1,152,486	(69.71)
6207 Buildings - DSA Fees	56,089	86,579	825,961	836,396	866.05
6208 Buildings - Engineering Costs	219,079	120,656	176,782	161,432	33.80
6214 Buildings - Legal Expenses	11,513	6,244	5,035	5,035	(19.36)
6215 Buildings - Licenses, Taxes	0	8	0	0	(100.00)
6217 Buildings - Relocation/Moving	0	16,980	135,300	139,720	722.85
6220 Building Improvements	7,935	396,048	13,709	13,709	(96.54)
6224 Buildings - Spcl Ins/	0	0	0	650	-
6250 Bldg Impr - AE Fee	0	0	0	716,870	-
6251 Bldg Impr - Blueprint/Repro	0	0	0	9,800	-
6255 Bldg Impr - DSA Fees	0	0	0	77,000	-
6270 Bldg Impr - Spcl Ins/Mat Tes	0	0	0	300,000	-
6271 Bldg Impr - Cost Estimating	0	0	0	167,000	-
6274 Bldg Impr - Geotech/Geohaz	0	0	0	11,000	-
Subtotal	<u>20,274,563</u>	<u>6,900,990</u>	<u>12,703,903</u>	<u>10,368,020</u>	50.24
6400 Equipment	644,967	1,742,367	841,262	890,337	(48.90)
6900 Project Contingencies	0	0	340,900	0	-
Subtotal (6000)	<u>24,016,413</u>	<u>27,289,387</u>	<u>27,951,698</u>	<u>18,513,835</u>	(32.16)
Subtotal Expenditures (1000 - 7000)	<u>24,067,178</u>	<u>27,319,826</u>	<u>27,997,898</u>	<u>18,560,035</u>	(32.06)
7900 Reserve for Contingencies					
7920 Restricted Contingency	45,667,699	18,472,841	238,882	0	(100.00)
Total Expenditures and Ending Fund Balance	<u>\$69,734,877</u>	<u>\$45,792,667</u>	<u>\$28,236,780</u>	<u>\$18,560,035</u>	(59.47)

Rancho Santiago Community College District
Adopted Budget 2014-15
General Obligation Bond Fund - Measure E - Fund 42

Revenue by Source



Expenditures by Object



Rancho Santiago Community College District
Adopted Budget
2014-15

General Obligation Bond Fund
Measure Q

This General Obligation Bond Fund is used exclusively to account for activity associated with Measure Q, an initiative approved by the electorate of the Santa Ana College Facilities Improvement District No. 1 in November 2012. This measure authorizes the District to issue up to \$198 million in general obligation bonds to finance renovation, repair and construction at Santa Ana College. The first issuance is expected to be issued early in fiscal year 2014/15 at approximately \$70,000,000.

These bond funds are used for property acquisitions, planning, infrastructure creation and enhancements, new capital construction projects, equipment acquisitions, and remodeling projects.

Under the requirements of the bond, an oversight committee meets regularly to ensure the District meets all requirements set forth in the bond.

Rancho Santiago Community College District
Adopted Budget
2014-15

General Obligation Bond Fund - Measure Q - Fund 43
Revenue Budget

<u>Revenue by Source</u>	2012-13 Actual Revenue	2013-14 Actual Revenue	2014-15 Tentative Budget	2014-15 Adopted Budget	% change 14/15 Adpt/ 13/14 Actual
8800 Local Revenues					
8860 Interest & Investment Income	\$0	\$0	\$0	\$175,000	-
Total Local Revenues	<u>0</u>	<u>0</u>	<u>0</u>	<u>175,000</u>	-
8900 Other Financing Sources					
8940 Proceeds-Sale of Bonds	0	0	198,000,000	198,000,000	-
Total Other Financing Sources	<u>0</u>	<u>0</u>	<u>198,000,000</u>	<u>198,000,000</u>	-
Total Revenues and Other Financing Sources	<u>0</u>	<u>0</u>	<u>198,000,000</u>	<u>198,175,000</u>	-
Beginning Fund Balance	0	0	0	0	-
Adjustments to Beginning Fund Balance	0	0	0	0	-
Adjusted Beginning Fund Balance	<u>0</u>	<u>0</u>	<u>0</u>	<u>0</u>	-
Total Revenues, Other Financing Sources and Beginning Fund Balance	<u><u>\$0</u></u>	<u><u>\$0</u></u>	<u><u>\$198,000,000</u></u>	<u><u>\$198,175,000</u></u>	-

Rancho Santiago Community College District
Adopted Budget
2014-15

General Obligation Bond Fund - Measure Q - Fund 43
Expenditure Budget

<u>Expenditures by Object</u>		2012-13 Actual Expenses	2013-14 Actual Expenses	2014-15 Tentative Budget	2014-15 Adopted Budget	% change 14/15 Adpt/ 13/14 Actual
5000	Other Operating Expenses					
5885	Investment & Interest Expense	\$0	\$0	\$0	\$65,000	-
	Subtotal	<u>0</u>	<u>0</u>	<u>0</u>	<u>65,000</u>	-
6100	Sites and Site Improvements					
6121	Site Improv - Legal Expenses	0	0	5,000	5,000	-
6122	Site Improv - Contracted Svcs	0	0	1,050,000	1,050,000	-
6123	Site Improv - Architec	0	0	100,000	100,000	-
6124	Site Improv - Blueprint	0	0	5,000	5,000	-
6125	Site Improv - Construct	0	0	50,000	50,000	-
6126	Site Improv - Construct	0	0	40,000	40,000	-
6127	Site Improv - Demolition	0	0	100,000	100,000	-
6128	Site Improv - DSA Fees	0	0	20,000	20,000	-
6129	Site Improv - Engineer	0	0	30,000	30,000	-
	Subtotal	<u>0</u>	<u>0</u>	<u>1,400,000</u>	<u>1,400,000</u>	-
6200	Buildings					
6201	Buildings - Architects Fee	0	0	11,838,736	11,264,899	-
6202	Buildings - Blueprint/Reprod	0	0	123,000	118,000	-
6203	Buildings - Construction Mgmt	0	0	9,467,920	7,177,920	-
6204	Buildings - Construction Tests	0	0	3,720,000	1,750,000	-
6205	Buildings - Contracted Svcs	0	0	147,170,344	117,352,493	-
6206	Buildings - Demolition Costs	0	0	0	1,200,000	-
6207	Buildings - DSA Fees	0	0	825,000	750,000	-
6213	Buildings - Labor Compliance	0	0	240,000	242,990	-
6214	Buildings - Legal Expenses	0	0	60,000	50,000	-
6215	Buildings - Licenses, Taxes	0	0	0	3,600	-

Rancho Santiago Community College District
Adopted Budget
2014-15

General Obligation Bond Fund - Measure Q - Fund 43
Expenditure Budget

<u>Expenditures by Object</u>	2012-13 Actual Expenses	2013-14 Actual Expenses	2014-15 Tentative Budget	2014-15 Adopted Budget	% change 14/15 Adpt/ 13/14 Actual
6217 Buildings - Relocation/Moving	0	0	0	21,000	-
6222 Buildings - Precon Services	0	0	0	116,000	-
6223 Buildings - Commissioning	0	0	0	39,200	-
6224 Buildings - Spcl Ins/Mat Tes	0	0	0	874,500	-
6225 Buildings - DSA Project Insp	0	0	0	276,000	-
6226 Buildings - Cost Estimating	0	0	0	36,400	-
6228 Buildings - Geotech/Geohaz	0	0	0	30,000	-
6230 Buildings - OCIP	0	0	0	1,224,300	-
6231 Buildings - SWPPP	0	0	0	25,000	-
6232 Buildings - Utility Locating	0	0	0	20,000	-
6233 Buildings - Land Survey	0	0	0	30,000	-
6236 Buildings - Utility Fees	0	0	0	30,000	-
6237 Buildings - City Permit/Fees	0	0	0	20,000	-
6250 Bldg Impr - AE Fee	0	0	0	2,180,000	-
6251 Bldg Impr - Blueprint/Repro	0	0	0	15,000	-
6252 Bldg Impr - Construction Mgmt	0	0	0	588,000	-
6253 Bldg Impr - Contractor Svcs	0	0	0	17,850,000	-
6254 Bldg Impr - Demolition Costs	0	0	0	2,275,000	-
6255 Bldg Impr - DSA Fees	0	0	0	130,000	-
6259 Bldg Impr - Facility Lease	0	0	0	148,288	-
6261 Bldg Impr - Labor Comp/CSWPA	0	0	0	104,000	-
6262 Bldg Impr - Legal Expenses	0	0	0	10,000	-
6263 Bldg Impr - Lic/Tax/Agcy Fees	0	0	0	3,600	-
6265 Bldg Impr - Relocation/Moving	0	0	0	21,000	-
6268 Bldg Impr - Precon Services	0	0	0	69,600	-
6269 Bldg Impr - Commissioning	0	0	0	33,600	-

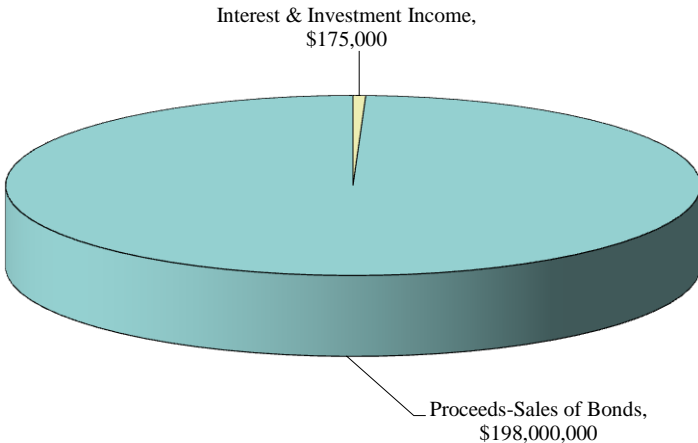
Rancho Santiago Community College District
Adopted Budget
2014-15

General Obligation Bond Fund - Measure Q - Fund 43
Expenditure Budget

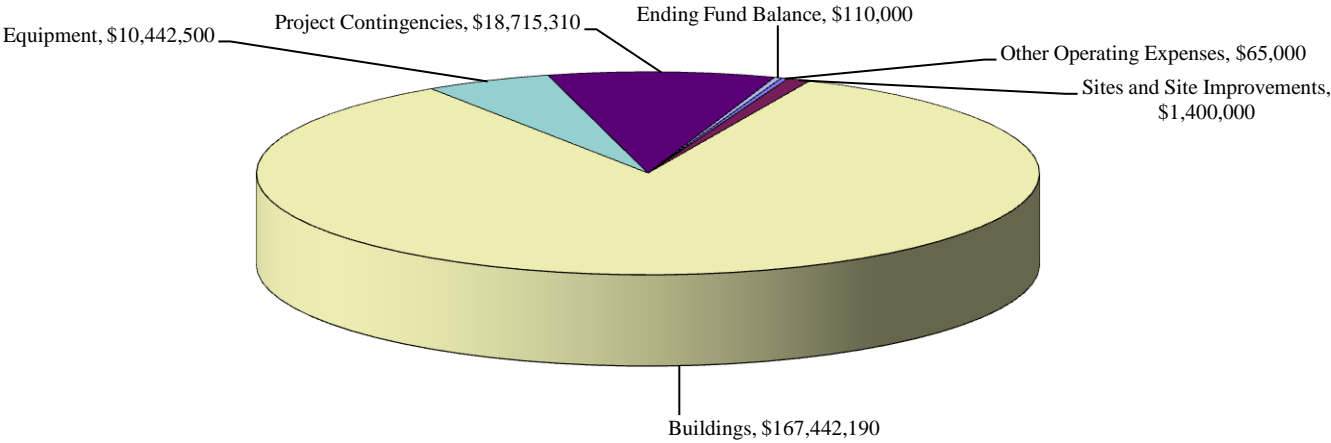
<u>Expenditures by Object</u>	2012-13 Actual Expenses	2013-14 Actual Expenses	2014-15 Tentative Budget	2014-15 Adopted Budget	% change 14/15 Adpt/ 13/14 Actual
6270 Bldg Impr - Spcl Ins/Mat Tes	0	0	0	357,000	-
6271 Bldg Impr - DSA Project Insp	0	0	0	268,800	-
6272 Bldg Impr - Cost Estimating	0	0	0	31,200	-
6273 Bldg Impr - Haz Mat	0	0	0	50,000	-
6274 Bldg Impr - Geotech/Geohaz	0	0	0	30,000	-
6275 Bldg Impr - OCIP	0	0	0	499,800	-
6276 Bldg Impr - SWPPP	0	0	0	25,000	-
6277 Bldg Impr - Utility Locating	0	0	0	20,000	-
6278 Bldg Impr - Land Survey	0	0	0	30,000	-
6281 Bldg Impr - Utility Fees	0	0	0	30,000	-
6282 Bldg Impr - City Permit/Fees	0	0	0	20,000	-
Subtotal	0	0	173,445,000	167,442,190	-
6400 Equipment	0	0	4,905,000	10,442,500	-
6900 Project Contingencies	0	0	18,250,000	18,715,310	-
Subtotal (6000)	0	0	198,000,000	198,000,000	-
Subtotal Expenditures (1000 - 7000)	0	0	198,000,000	198,065,000	-
7900 Reserve for Contingencies					
7920 Restricted Contingency	0	0	0	110,000	-
Total Expenditures, Other Outgo and Ending Fund Balance	\$0	\$0	\$198,000,000	\$198,175,000	-

Rancho Santiago Community College District
Adopted Budget 2014-15
General Obligation Bond Fund - Measure Q - Fund 43

Revenue by Source



Expenditures by Object



Rancho Santiago Community College District
Adopted Budget
2014-15

Self-Insurance Funds

The internal Self-Insurance Funds are used to account for the financing of goods or services provided by one department or organizational unit to other units. The Self-Insurance Funds are the funds designated to account for income and expenditures of self-insurance programs.

The fund shall account for all activities of the self-insurance program and shall be operated as an internal service fund. In accordance with Internal Service Fund accounting, the Self-Insurance Funds shall charge other funds for their proportionate share of the estimated claims and expenses incurred plus contingencies and reflect the receipt of monies as revenue.

The District has established separate Self-Insurance Funds for two types of self-insurance activity: property and liability insurance (Fund 61) and worker's compensation (Fund 62). All losses or claims covered by the Self-Insurance Funds are paid directly from the respective Self-Insurance Fund. If all funds of a district are combined to reflect total district revenues and expenditures, the Self-Insurance Funds revenues and expenditures are excluded since inclusion would overstate the totals, however, aggregate balance sheets would include the Self-Insurance Funds.

Rancho Santiago Community College District
Adopted Budget
2014-15

Self-Insurance Fund - Property and Liability - Fund 61
Revenue Budget

<u>Revenue by Source</u>	2012-13 Actual Revenue	2013-14 Actual Revenue	2014-15 Tentative Budget	2014-15 Adopted Budget	% change 14/15 Adpt/ 13/14 Actual
8800 Local Revenues					
8839 All Other Contract Services	\$1,395,777	\$1,700,000	\$1,800,000	\$1,800,000	5.88
8860 Interest & Investment Income	2,866	4,599	3,500	3,500	(23.90)
8890 Other Local Revenues	0	545	0	0	(100.00)
Total Local Revenues	<u>1,398,643</u>	<u>1,705,144</u>	<u>1,803,500</u>	<u>1,803,500</u>	5.77
8900 Other Financing Sources					
8981 Interfund Transfers In	23,573	0	0	0	-
Total Other Financing Sources	<u>23,573</u>	<u>0</u>	<u>0</u>	<u>0</u>	-
Total Revenues	1,422,216	1,705,144	1,803,500	1,803,500	5.77
Beginning Fund Balance	1,558,670	1,559,215	1,779,901	2,290,997	46.93
Total Revenues and Beginning Fund Balance	<u><u>\$2,980,886</u></u>	<u><u>\$3,264,359</u></u>	<u><u>\$3,583,401</u></u>	<u><u>\$4,094,497</u></u>	25.43

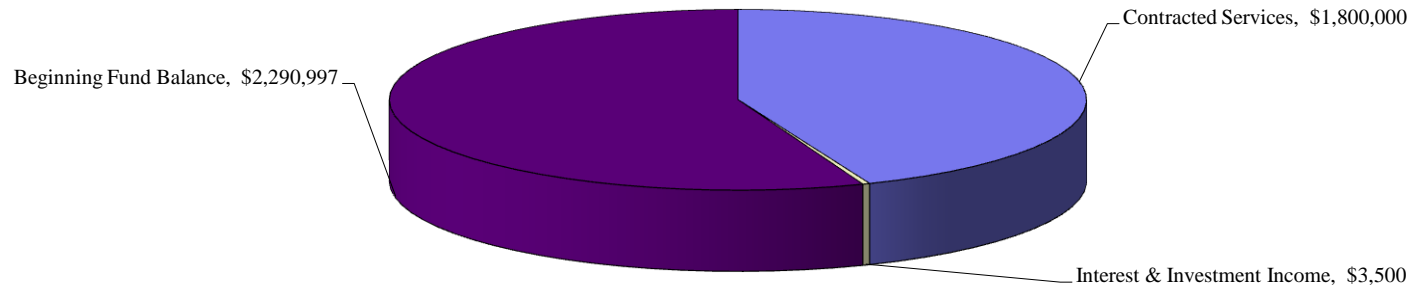
Rancho Santiago Community College District
Adopted Budget
2014-15

Self-Insurance Fund - Property and Liability - Fund 61
Expenditure Budget

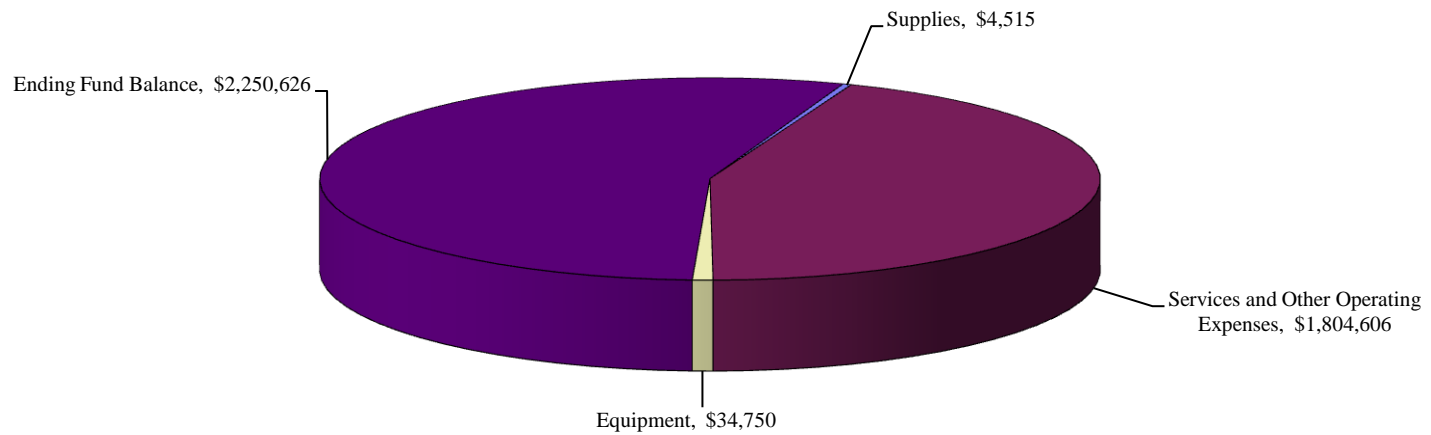
<u>Expenditures by Object</u>	2012-13 Actual Expenses	2013-14 Actual Expenses	2014-15 Tentative Budget	2014-15 Adopted Budget	% change 14/15 Adpt/ 13/14 Actual
4000 Supplies					
4610 Non-instructional Supplies	\$0	\$0	\$4,515	\$4,515	-
5000 Services and Other Operating Expenses					
5100 Personal & Consultant Svcs	28,424	18,439	60,000	60,000	225.40
5400 Insurance	836,741	859,825	1,106,306	1,106,306	28.67
5700 Legal, Election & Audit Exp	525,911	85,661	588,500	588,500	587.01
5800 Other Operating Exp & Services	3,580	7,126	39,300	39,300	451.50
5900 Other	0	0	10,500	10,500	-
Subtotal	<u>1,394,656</u>	<u>971,051</u>	<u>1,804,606</u>	<u>1,804,606</u>	85.84
6000 Capital Outlay					
6400 Equipment	27,015	2,311	34,750	34,750	1,403.68
7000 Other Outgo					
7300 Interfund Transfer Out	0	0	0	0	-
Subtotal, Expenditures (1000 - 7000)	<u>1,421,671</u>	<u>973,362</u>	<u>1,843,871</u>	<u>1,843,871</u>	89.43
7900 Reserve for Contingencies					
7940 Reserved for Special Purposes	1,559,215	2,290,997	1,739,530	2,250,626	(1.76)
Total Expenditures and Ending Fund Balance	<u><u>\$2,980,886</u></u>	<u><u>\$3,264,359</u></u>	<u><u>\$3,583,401</u></u>	<u><u>\$4,094,497</u></u>	25.43

Rancho Santiago Community College District
Adopted Budget 2014-15
Self-Insurance Fund - Property and Liability - Fund 61

Revenue by Source



Expenditures by Object



Rancho Santiago Community College District
Adopted Budget
2014-15

Self-Insurance Fund - Workers' Compensation - Fund 62
Revenue Budget

<u>Revenue by Source</u>	2012-13 Actual Revenue	2013-14 Actual Revenue	2014-15 Tentative Budget	2014-15 Adopted Budget	% change 14/15 Adpt/ 13/14 Actual
8800 Local Revenues					
8839 All Other Contract Services	\$2,460,012	\$2,642,672	\$2,643,725	\$2,643,725	0.04
8860 Interest & Investment Income	17,814	18,105	15,000	15,000	(17.15)
8890 Other Local Revenues	0	0	0	0	-
Total Revenues	2,477,826	2,660,777	2,658,725	2,658,725	(0.08)
Beginning Fund Balance	5,671,658	5,982,496	6,148,763	6,620,679	10.67
Total Revenues and Beginning Fund Balance	\$8,149,484	\$8,643,273	\$8,807,488	\$9,279,404	7.36

Rancho Santiago Community College District
Adopted Budget
2014-15

Self-Insurance Fund - Workers' Compensation - Fund 62
Expenditure Budget

<u>Expenditures by Object</u>	2012-13 Actual Expenses	2013-14 Actual Expenses	2014-15 Tentative Budget	2014-15 Adopted Budget	% change 14/15 Adpt/ 13/14 Actual
2000 Classified Salaries					
2100 Non-instructional Salaries, Regular Full Time	\$148,172	\$158,024	\$158,024	\$158,024	-
3000 Employee Benefits					
3200 Public Employees' Retirement System Fund	16,917	18,081	18,601	18,601	2.88
3300 Old Age, Survivors, Disability, and Health Ins.	11,534	12,334	12,386	12,386	0.42
3400 Health and Welfare Benefits	39,355	41,736	42,134	42,134	0.95
3500 State Unemployment Insurance	1,672	81	81	81	-
3600 Workers' Compensation Insurance	3,648	3,886	3,886	3,886	-
3900 Other Benefits	3,825	3,880	3,880	3,880	-
Subtotal	<u>76,951</u>	<u>79,998</u>	<u>80,968</u>	<u>80,968</u>	1.21
4000 Supplies					
4600 Non-Instructional Supplies	2,971	898	3,374	3,374	275.72
5000 Services and Other Operating Expenses					
5100 Consultants and Contracted Services	7,350	7,350	13,750	13,750	87.07
5200 Conference Expenses	0	0	600	600	-
5400 Insurance	1,926,948	1,676,725	2,161,006	2,347,066	39.98
5800 Other Operating Exp & Services	3,964	4,153	2,500	2,500	(39.80)
Subtotal	<u>1,938,262</u>	<u>1,688,228</u>	<u>2,177,856</u>	<u>2,363,916</u>	40.02

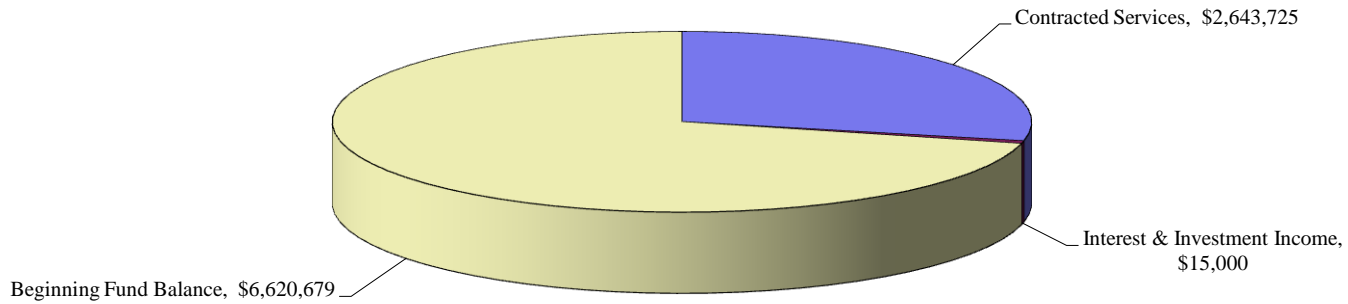
Rancho Santiago Community College District
Adopted Budget
2014-15

Self-Insurance Fund - Workers' Compensation - Fund 62
Expenditure Budget

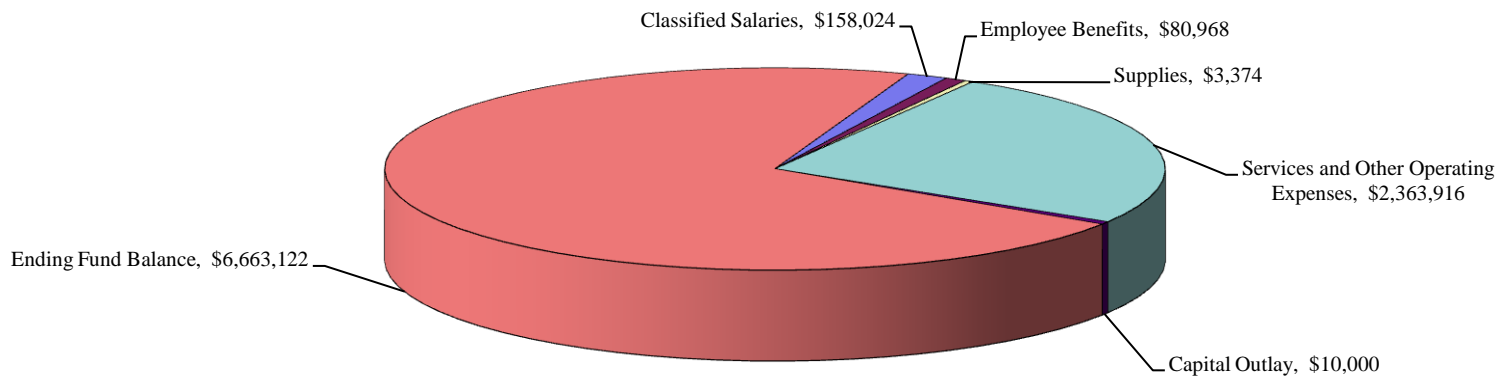
<u>Expenditures by Object</u>	2012-13 Actual Expenses	2013-14 Actual Expenses	2014-15 Tentative Budget	2014-15 Adopted Budget	% change 14/15 Adpt/ 13/14 Actual
6000 Capital Outlay	632	881	10,000	10,000	1,035.07
Subtotal, Expenditures (1000 - 6000)	2,166,988	1,928,029	2,430,222	2,616,282	35.70
7000 Other Outgo					
7300 Interfund Transfer Out	0	94,565	0	0	(100.00)
7900 Reserve for Contingencies					
7940 Reserved for Special Purposes	5,982,496	6,620,679	6,377,266	6,663,122	0.64
Total Expenditures and Ending Fund Balance	\$8,149,484	\$8,643,273	\$8,807,488	\$9,279,404	7.36

Rancho Santiago Community College District
Adopted Budget 2014-15
Self-Insurance Fund - Workers' Compensation - Fund 62

Revenue by Source



Expenditures by Object



Rancho Santiago Community College District
Adopted Budget
2014-15

Retiree Benefits Fund

As part of the collective bargaining agreements and Board policies, the District offers benefits to eligible employees for their post-employment healthcare benefits. Every two years, the District is required to calculate this cost, through an independent actuarial assessment, associated with current employees and retired employees in order to properly record this liability within the District's annual financial statements and to determine the annual funding requirement.

This fund is used to account for the monies transferred in and invested to pay the district's future obligation for retirees' benefits as determined by the actuarial assessments performed. Accounting principles provide that the cost of retiree benefits should be "accrued" over employees' working lifetime. For this reason, the Governmental Accounting Standards Board (GASB) issued in 2004 Accounting Statements 43 and 45 for retiree health benefits. These standards apply to all public employers that pay any part of the cost of retiree health benefits for current or future retirees.

Rather than sequestering the funds in an irrevocable trust, the District accounts for 100% of the cost of the current year premiums for eligible employees as well as the estimated liability, and accumulates deposits within a separate fund of the District.

Cash balance as of June 30, 2014 is \$38,070,621.

Rancho Santiago Community College District
Adopted Budget
2014-15

Retiree Benefits Fund - Fund 63					
Revenue Budget					
<u>Revenue by Source</u>	2012-13 Actual Revenue	2013-14 Actual Revenue	2014-15 Tentative Budget	2014-15 Adopted Budget	% change 14/15 Adpt/ 13/14 Actual
8800 Local Revenues					
8839 All Other Contract Services	\$10,228,718	\$8,350,167	\$8,091,311	\$8,100,355	(2.99)
8860 Interest & Investment Income	121,213	122,113	100,000	100,000	(18.11)
8890 Other Local Revenues	69,530	313,256	100,000	100,000	(68.08)
Total Revenues	<u>10,419,461</u>	<u>8,785,536</u>	<u>8,291,311</u>	<u>8,300,355</u>	(5.52)
Beginning Fund Balance	(14,983,769)	(13,334,341)	(13,668,385)	(12,927,145)	(3.05)
Total Revenues and Beginning Fund Balance	<u><u>(\$4,564,308)</u></u>	<u><u>(\$4,548,805)</u></u>	<u><u>(\$5,377,074)</u></u>	<u><u>(\$4,626,790)</u></u>	1.71

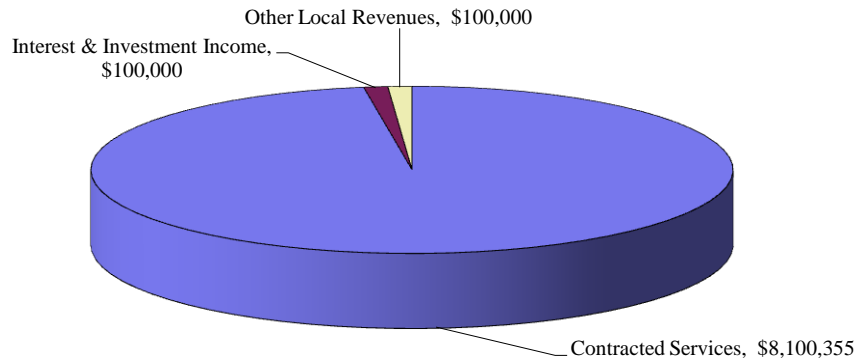
Rancho Santiago Community College District
Adopted Budget
2014-15

Retiree Benefits Fund - Fund 63					
Expenditure Budget					
<u>Expenditures by Object</u>	2012-13 Actual Expenses	2013-14 Actual Expenses	2014-15 Tentative Budget	2014-15 Adopted Budget	% change 14/15 Adpt/ 13/14 Actual
3000 Employee Benefits					
3400 Net Post-Retirement Benefits	\$8,743,003	\$8,350,167	\$8,350,167	\$8,350,167	-
5000 Other Operating Exp & Services					
5885 Investment & Interest Expense	27,030	28,173	30,000	30,000	6.48
Subtotal, Expenditures (1000 - 5000)	8,770,033	8,378,340	8,380,167	8,380,167	0.02
7900 Reserve for Contingencies					
7940 Reserved for Special Purposes	(13,334,341)	(12,927,145)	(13,757,241)	(13,006,957)	0.62
Total Expenditures and Ending Fund Balance	(\$4,564,308)	(\$4,548,805)	(\$5,377,074)	(\$4,626,790)	1.71

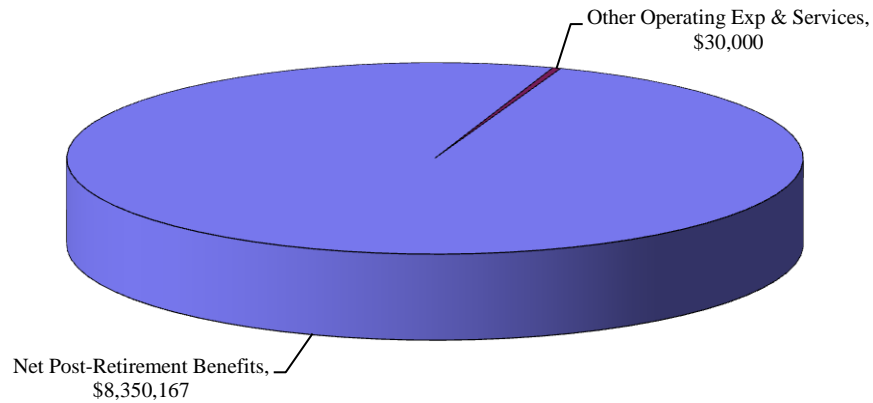
Rancho Santiago Community College District
Adopted Budget 2014-15
Retiree Benefit Fund - Fund 63

Note: This fund reflects a negative fund balance due to an accrual made for the 14th year for retiree benefits in accordance with GASB 45. This negative fund balance is not reflected in these charts.

Revenue by Source



Expenditures by Object



Rancho Santiago Community College District
Adopted Budget
2014-15

Associated Students Fund

The Associated Students Fund is designated to account for the monies held in trust by the district for organized student body associations. In a multi-college district, such a fund may be established for each college's student body. This fund is used for raising and expending money to promote the general welfare, morale, and educational experience of the student body.

Rancho Santiago Community College District
Adopted Budget
2014-15

Associated Students Fund - Fund 71
Revenue Budget

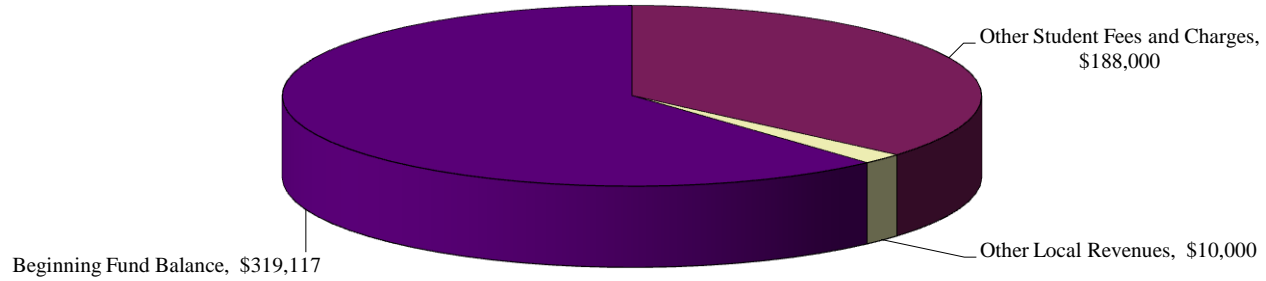
<u>Revenue by Source</u>	2012-13 Actual Revenue	2013-14 Actual Revenue	2014-15 Tentative Budget	2014-15 Adopted Budget	% change 14/15 Adpt/ 13/14 Actual
8800 Local Revenues					
8860 Interest & Investment Income	\$22	\$2	\$0	\$0	(100.00)
8870 Other Student Fees and Charges	67,012	90,290	188,000	188,000	108.22
8890 Other Local Revenues	4,138	6,387	10,000	10,000	56.57
Total Local Revenues	71,172	96,679	198,000	198,000	104.80
8900 Other Financing Sources					
8981 Interfund Transfers In	0	0	0	0	-
Total Revenues and Other Financing Sources	71,172	96,679	198,000	198,000	104.80
Beginning Fund Balance	297,641	313,236	346,198	319,117	1.88
Total Revenues, Other Financing Sources and Beginning Fund Balance	\$368,813	\$409,915	\$544,198	\$517,117	26.15

Rancho Santiago Community College District
Adopted Budget
2014-15

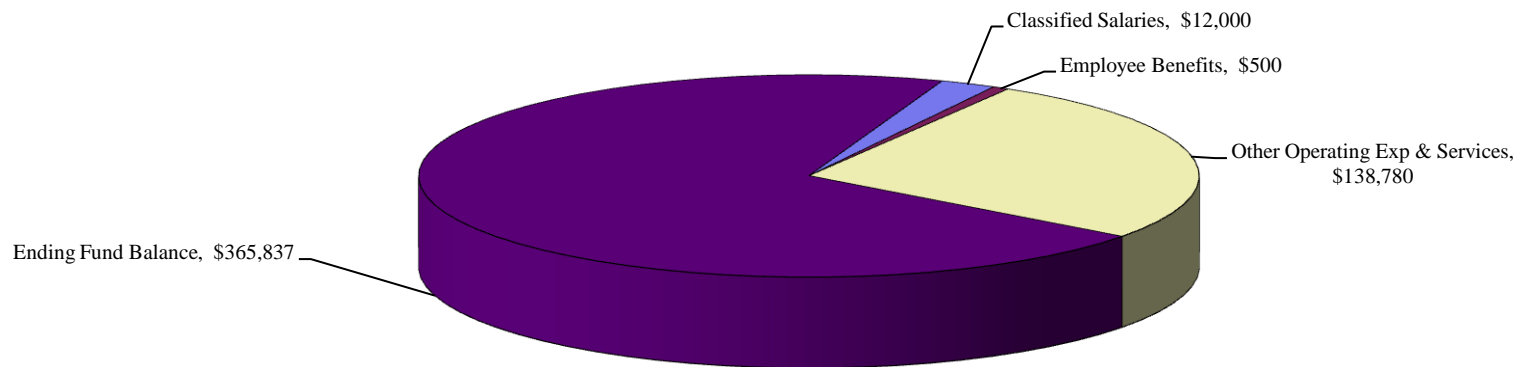
		Associated Students Fund - Fund 71				
		Expenditure Budget				
<u>Expenditures by Object</u>		2012-13 Actual Expenses	2013-14 Actual Expenses	2014-15 Tentative Budget	2014-15 Adopted Budget	% change 14/15 Adpt/ 13/14 Actual
2000	Classified Salaries	\$10,308	\$10,263	\$12,000	\$12,000	16.92
3000	Employee Benefits	350	565	500	500	(11.50)
5000	Other Operating Exp & Services	44,919	79,970	138,780	138,780	73.54
6000	Capital Outlay	<u>0</u>	<u>0</u>	<u>0</u>	<u>0</u>	-
	Subtotal, Expenditures (1000 - 6000)	55,577	90,798	151,280	151,280	66.61
7300	Interfund Transfers Out	<u>0</u>	<u>0</u>	<u>0</u>	<u>0</u>	-
	Subtotal Expenditures (1000 - 7000)	<u>55,577</u>	<u>90,798</u>	<u>151,280</u>	<u>151,280</u>	66.61
7900	Reserve for Contingencies					
7910	Unrestricted Contingency	<u>313,236</u>	<u>319,117</u>	<u>392,918</u>	<u>365,837</u>	14.64
	Subtotal	<u>313,236</u>	<u>319,117</u>	<u>392,918</u>	<u>365,837</u>	14.64
Total Expenditures and Ending Fund Balance		<u><u>\$368,813</u></u>	<u><u>\$409,915</u></u>	<u><u>\$544,198</u></u>	<u><u>\$517,117</u></u>	26.15

Rancho Santiago Community College District
Adopted Budget 2014-15
Associated Students Fund - Fund 71

Revenue by Source



Expenditures by Object



Rancho Santiago Community College District
Adopted Budget
2014-15

Representation Fee Trust Fund

The Student Representation Fee Trust Fund is used to account for moneys collected pursuant to *EC § 76060.5* that provides for a student representation fee of one dollar per semester if approved by two-thirds of the students voting in the election. Both Santiago Canyon College and Santa Ana College students have approved such a fee. The fee is to be expended to provide for the support of governmental affairs representatives who may be stating their positions and viewpoints before city, county, and district governments and before offices and agencies of the State government. Student Representation Fee Trust Fund moneys shall be expended in accordance with procedures established by the student body organization consistent with the requirements of *EC § 76063*.

Rancho Santiago Community College District
Adopted Budget
2014-15

Representation Fee Trust Fund - Fund 72
Revenue Budget

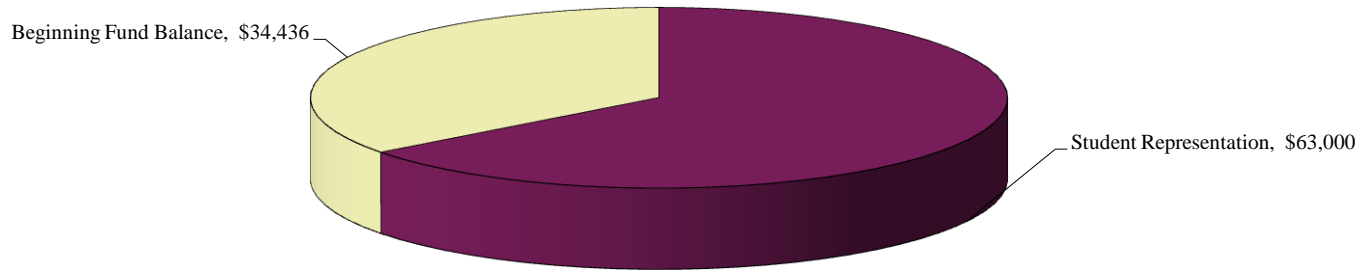
<u>Revenues by Source</u>	2012-13 Actual Revenue	2013-14 Actual Revenue	2014-15 Tentative Budget	2014-15 Adopted Budget	% change 14/15 Adpt/ 13/14 Actual
8800 Local Revenues					
8877 Student Representation	\$20,769	\$21,332	\$63,000	\$63,000	195.33
Total Revenues	20,769	21,332	63,000	63,000	195.33
Beginning Fund Balance	28,509	34,496	32,868	34,436	(0.17)
Total Revenues and Beginning Fund Balance	\$49,278	\$55,828	\$95,868	\$97,436	74.53

Rancho Santiago Community College District
Adopted Budget
2014-15

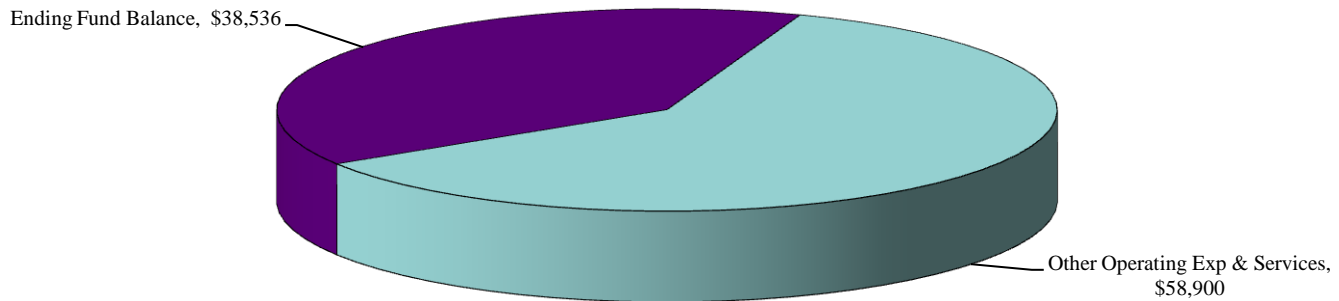
		Representation Fee Trust Fund - Fund 72				
		Expenditure Budget				
<u>Expenditures by Object</u>		2012-13	2013-14	2014-15	2014-15	% change
		Actual	Actual	Tentative	Adopted	14/15 Adpt/
		Expenses	Expenses	Budget	Budget	13/14 Actual
5000	Other Operating Exp & Services	\$14,782	\$21,392	\$58,900	\$58,900	175.34
	Subtotal, Expenditures (1000 - 7000)	14,782	21,392	58,900	58,900	175.34
7900	Reserve for Contingencies					
7910	Unrestricted Contingency	34,496	34,436	36,968	38,536	11.91
	Total Expenditures and Ending Fund Balance	\$49,278	\$55,828	\$95,868	\$97,436	74.53

Rancho Santiago Community College District
Adopted Budget 2014-15
Representation Fee Trust Fund - Fund 72

Revenue by Source



Expenditures by Object



Rancho Santiago Community College District
Adopted Budget
2014-15

Student Financial Aid Fund

The Student Financial Aid Fund is the fund designated to account for the deposit and direct payment of government-funded student financial aid, including grants and loans or other similar purposes and the required district matching share of payments to students.

Rancho Santiago Community College District
Adopted Budget
2014-15

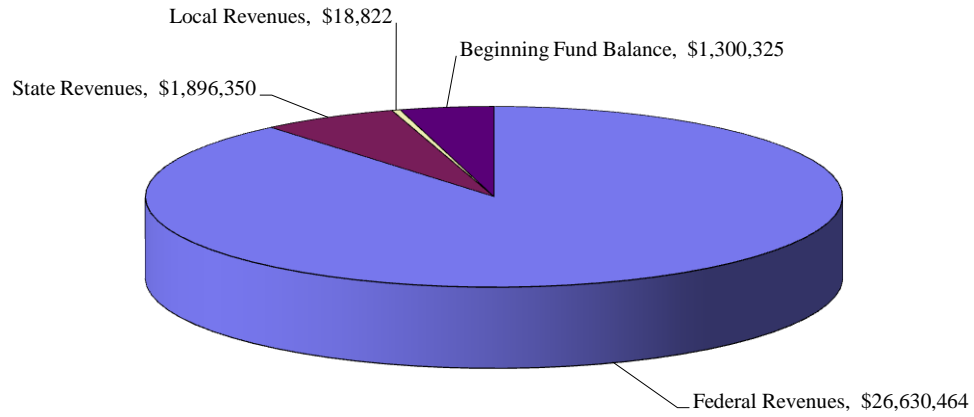
Student Financial Aid Fund - Fund 74					
Revenue Budget					
<u>Revenue by Source</u>	2012-13 Actual Revenue	2013-14 Actual Revenue	2014-15 Tentative Budget	2014-15 Adopted Budget	% change 14/15 Adpt/ 13/14 Actual
8100 Federal Revenues					
8120 Higher Education Act	\$54,000	\$50,500	\$0	\$0	(100.00)
8150 Student Financial Aid	20,796,266	23,416,975	26,608,670	26,608,670	13.63
8199 Other Federal Revenue	206	21,500	24,794	21,794	1.37
Total Federal Revenue	<u>20,850,472</u>	<u>23,488,975</u>	<u>26,633,464</u>	<u>26,630,464</u>	13.37
8600 State Revenues					
8629 Other Categorical Apportionment-CARE	4,500	2,350	2,350	2,350	-
8659 Cal Grant & Other Reimb Categorical Allow	1,228,839	1,781,383	1,894,000	1,894,000	6.32
Total State Revenues	<u>1,233,339</u>	<u>1,783,733</u>	<u>1,896,350</u>	<u>1,896,350</u>	6.31
8800 Local Revenues					
8860 Interest & Investment Income	9,964	9,520	9,622	9,622	1.07
8865 Interest Income - Perkins Loan	2,931	2,995	6,500	6,500	117.03
8868 Int Adj-Perkins/Nursing Loans	0	0	100	100	-
8869 Int-Loans Assigned to DOE	864	1,309	2,000	2,000	52.79
8896 Penalties/Late Fees/Returned	178	77	600	600	679.22
Total Local Revenues	<u>13,937</u>	<u>13,901</u>	<u>18,822</u>	<u>18,822</u>	35.40
Total Revenues	22,097,748	25,286,609	28,548,636	28,545,636	12.89
Beginning Fund Balance	<u>1,239,272</u>	<u>1,324,165</u>	<u>1,289,073</u>	<u>1,300,325</u>	(1.80)
Total Revenues and Beginning Fund Balance	<u>\$23,337,020</u>	<u>\$26,610,774</u>	<u>\$29,837,709</u>	<u>\$29,845,961</u>	12.16

Rancho Santiago Community College District
Adopted Budget
2014-15

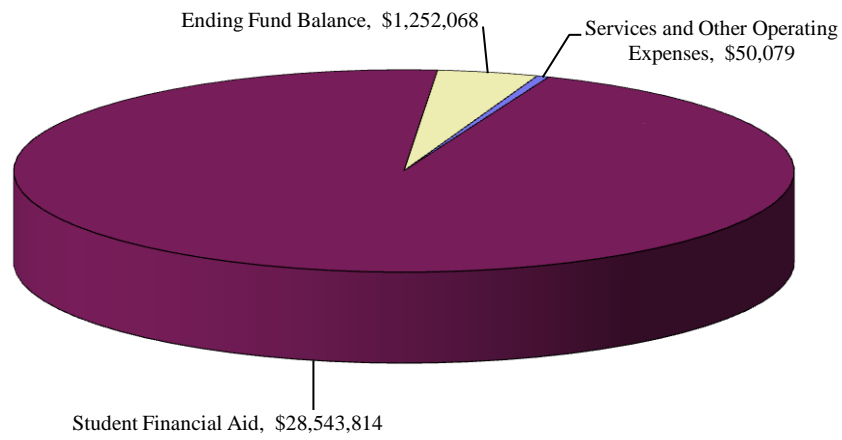
Student Financial Aid Fund - Fund 74					
Expenditure Budget					
<u>Expenditures by Object</u>	2012-13 Actual Expenses	2013-14 Actual Expenses	2014-15 Tentative Budget	2014-15 Adopted Budget	% change 14/15 Adpt/ 13/14 Actual
5000 Services and Other Operating Expenses					
5810 Bank/Credit Card Use	\$22	\$0	\$25	\$25	-
5885 Investment & Interest Expense	2,342	2,058	2,532	2,532	23.03
5900 Other	57,007	33,467	47,522	47,522	42.00
Subtotal	<u>59,371</u>	<u>35,525</u>	<u>50,079</u>	<u>50,079</u>	40.97
7500 Student Financial Aid					
7502 Cal Grant B	1,226,223	1,781,383	1,894,000	1,894,000	6.32
7504 CARE Grant	4,500	2,350	2,350	2,350	-
7506 F S E O G	346,900	381,400	449,170	449,170	17.77
7508 Pell Grant	17,978,819	20,804,665	23,170,000	23,170,000	11.37
7509 SSS Grant	54,000	50,500	0	0	(100.00)
7523 Pell Grant Overawards	0	3,100	8,500	8,500	174.19
7542 Federal Direct Loan	2,342,836	2,230,026	3,000,000	3,000,000	34.53
7590 Student Scholarships	206	21,500	22,794	19,794	(7.93)
Subtotal	<u>21,953,484</u>	<u>25,274,924</u>	<u>28,546,814</u>	<u>28,543,814</u>	12.93
Subtotal, Expenditures (1000 - 7000)	<u>22,012,855</u>	<u>25,310,449</u>	<u>28,596,893</u>	<u>28,593,893</u>	12.97
7900 Reserve for Contingencies					
9755 Federal Capital Contribution	531,533	531,533	491,533	491,533	(7.53)
9760 Institutional Capital Contrib	297,610	297,610	297,610	297,610	-
Subtotal	<u>829,143</u>	<u>829,143</u>	<u>789,143</u>	<u>789,143</u>	(4.82)
7910 Unrestricted Contingency	495,022	471,182	451,673	462,925	(1.75)
Total Fund Balance	<u>1,324,165</u>	<u>1,300,325</u>	<u>1,240,816</u>	<u>1,252,068</u>	(3.71)
Total Expenditures and Ending Fund Balance	<u><u>\$23,337,020</u></u>	<u><u>\$26,610,774</u></u>	<u><u>\$29,837,709</u></u>	<u><u>\$29,845,961</u></u>	12.16

Rancho Santiago Community College District
Adopted Budget 2014-15
Student Financial Aid Fund - Fund 74

Revenue by Source



Expenditures by Object



Rancho Santiago Community College District
Adopted Budget
2014-15

Community Education Fund

The Community Education Fund is used to account for the revenues and expenditures related to the operation of classes for the Community Services Programs.

Rancho Santiago Community College District
Adopted Budget
2014-15

Community Education Fund - Fund 76
Revenue Budget

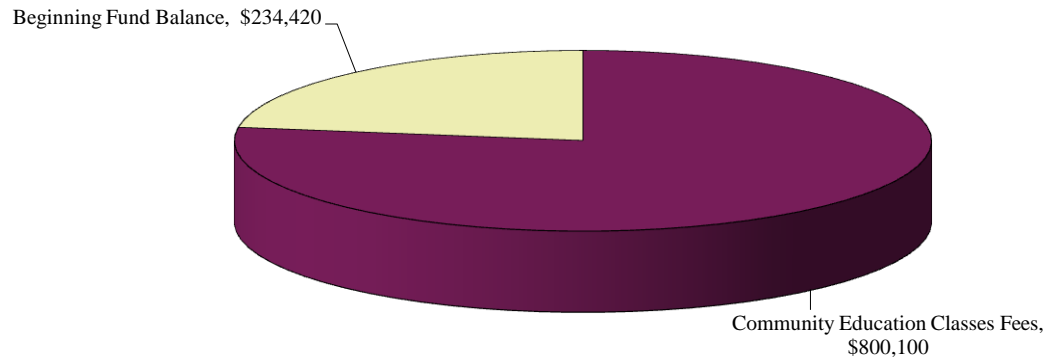
<u>Revenues by Source</u>	2012-13 Actual Revenue	2013-14 Actual Revenue	2014-15 Tentative Budget	2014-15 Adopted Budget	% change 14/15 Adpt/ 13/14 Actual
8800 Local Revenues					
8860 Interest & Investment Income	\$51	\$0	\$0	\$0	-
8872 Community Education Classes Fees	798,163	755,289	800,100	800,100	5.93
Total Revenues	798,214	755,289	800,100	800,100	5.93
Beginning Fund Balance	149,284	205,766	248,776	234,420	13.93
Total Revenues and Beginning Fund Balance	\$947,498	\$961,055	\$1,048,876	\$1,034,520	7.64

Rancho Santiago Community College District
Adopted Budget
2014-15

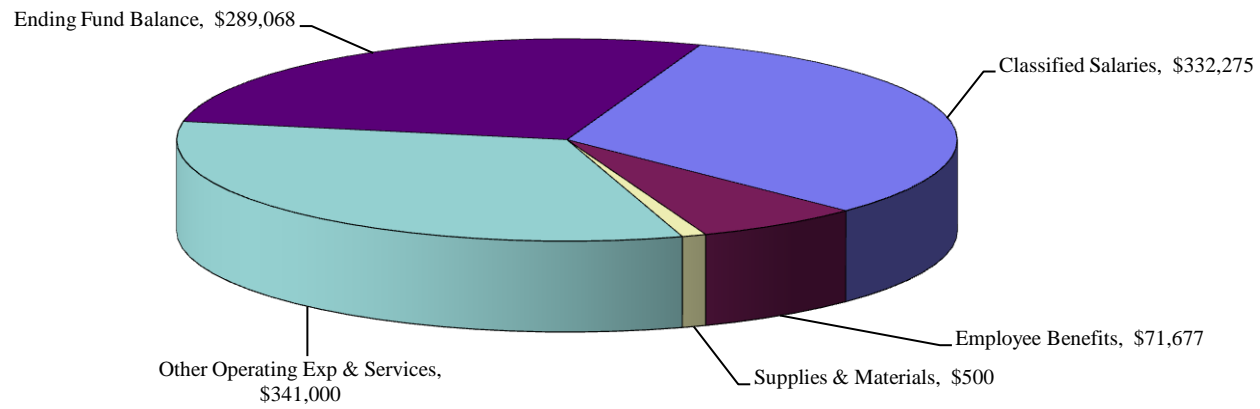
		Community Education Fund - Fund 76				
		Expenditure Budget				
<u>Expenditures by Object</u>		2012-13	2013-14	2014-15	2014-15	% change
		Actual	Actual	Tentative	Adopted	14/15 Adpt/
		Expenses	Expenses	Budget	Budget	13/14 Actual
2000	Classified Salaries	\$311,066	\$335,315	\$340,221	\$332,275	(0.91)
3000	Employee Benefits	88,053	84,873	91,511	71,677	(15.55)
4000	Supplies & Materials	0	0	500	500	-
5000	Other Operating Exp & Services	342,613	306,447	341,000	341,000	11.28
6000	Capital Outlay	0	0	0	0	-
	Subtotal, Expenditures (1000 - 6000)	<u>741,732</u>	<u>726,635</u>	<u>773,232</u>	<u>745,452</u>	2.59
7300	Interfund Transfers Out	0	0	0	0	-
	Subtotal, Expenditures (1000 - 7000)	<u>741,732</u>	<u>726,635</u>	<u>773,232</u>	<u>745,452</u>	2.59
7900	Reserve for Contingencies					
7910	Unrestricted Contingency	205,766	234,420	275,644	289,068	23.31
	Total Expenditures and Ending Fund Balance	<u><u>\$947,498</u></u>	<u><u>\$961,055</u></u>	<u><u>\$1,048,876</u></u>	<u><u>\$1,034,520</u></u>	7.64

Rancho Santiago Community College District
Adopted Budget 2014-15
Community Education Fund - Fund 76

Revenue by Source



Expenditures by Object



Rancho Santiago Community College District
Adopted Budget
2014-15

Diversified Trust Fund

The Diversified Trust Fund is used to account for monies collected for field trips, student clubs, trusts, food services, and Adult Education vending revenues that will be disbursed for the educational and co-curricular experiences of the students.

Rancho Santiago Community College District
Adopted Budget
2014-15

Diversified Trust Fund - Fund 79
Revenue Budget

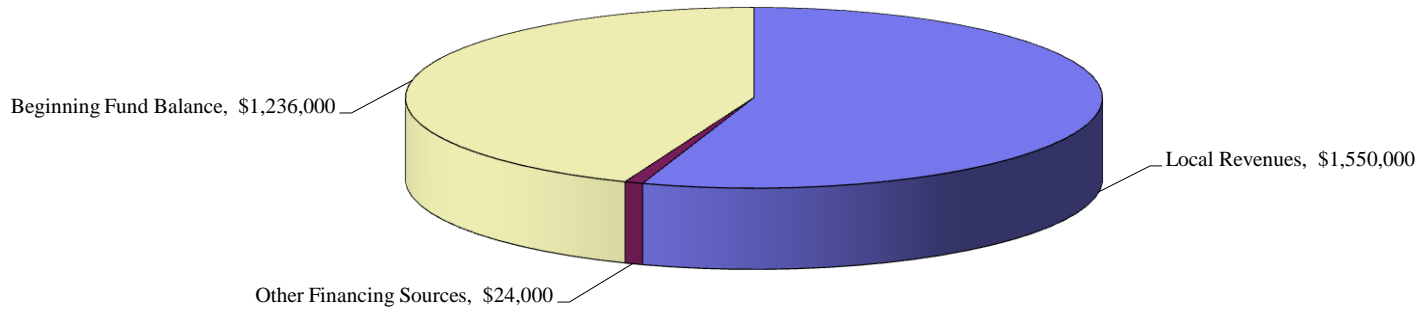
<u>Revenue by Source</u>		2012-13 Actual Revenue	2013-14 Actual Revenue	2014-15 Tentative Budget	2014-15 Adopted Budget	% change 14/15 Adpt/ 13/14 Actual
8800	Local Revenues	\$1,358,532	\$1,264,049	\$1,550,000	\$1,550,000	22.62
8900	Other Financing Sources					
8981/8983	Interfund/Intrafund Transfers In	60,800	39,000	24,000	24,000	(38.46)
	Total Revenue and Other Financing Sources	<u>1,419,332</u>	<u>1,303,049</u>	<u>1,574,000</u>	<u>1,574,000</u>	20.79
	Beginning Fund Balance	984,095	1,041,178	1,410,653	1,236,000	18.71
	Total Revenues, Other Financing Sources and Beginning Fund Balance	<u>\$2,403,427</u>	<u>\$2,344,227</u>	<u>\$2,984,653</u>	<u>\$2,810,000</u>	19.87

Rancho Santiago Community College District
Adopted Budget
2014-15

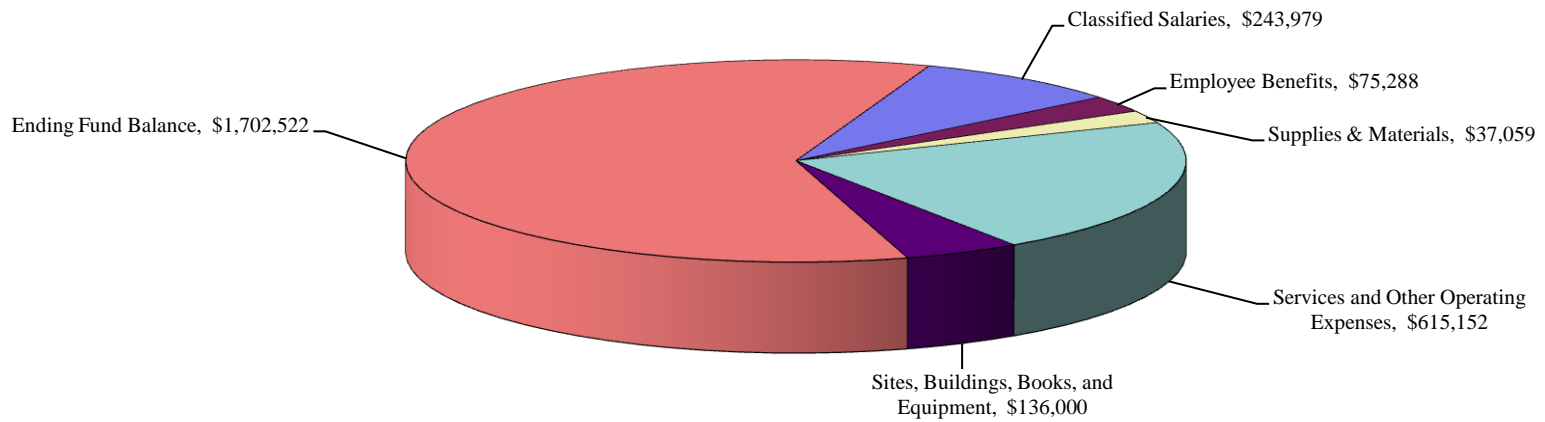
		Diversified Trust Fund - Fund 79				
		Expenditure Budget				
<u>Expenditures by Object</u>		2012-13	2013-14	2014-15	2014-15	% change
		Actual	Actual	Tentative	Adopted	14/15 Adpt/
		Expenses	Expenses	Budget	Budget	13/14 Actual
2000	Classified Salaries	\$258,050	\$232,924	\$243,979	\$243,979	4.75
3000	Employee Benefits	78,831	66,436	75,288	75,288	13.32
4000	Supplies & Materials	26,403	63,818	37,059	37,059	(41.93)
5000	Services and Other Operating Expenses	888,149	622,913	615,152	615,152	(1.25)
6000	Sites, Buildings, Books, and Equipment	110,816	122,136	136,000	136,000	11.35
	Subtotal Expenditures (1000 - 6000)	<u>1,362,249</u>	<u>1,108,227</u>	<u>1,107,478</u>	<u>1,107,478</u>	(0.07)
7300	Interfund Transfers Out	<u>0</u>	<u>0</u>	<u>0</u>	<u>0</u>	-
	Subtotal Expenditures (1000 - 7000)	1,362,249	1,108,227	1,107,478	1,107,478	(0.07)
7900	Reserve for Contingencies					
	7910 Unrestricted Contingency	1,041,178	1,236,000	1,854,851	1,680,198	35.94
	7940 Reserved for Special Purposes	0	0	22,324	22,324	-
	Total Expenditures and Ending Fund Balance	<u><u>\$2,403,427</u></u>	<u><u>\$2,344,227</u></u>	<u><u>\$2,984,653</u></u>	<u><u>\$2,810,000</u></u>	19.87

Rancho Santiago Community College District
Adopted Budget 2014-15
Diversified Trust Fund - Fund 79

Revenue by Source



Expenditures by Object



Rancho Santiago Community College District
Adopted Budget
2014-15

SUPPLEMENTAL DATA

**RANCHO SANTIAGO COMMUNITY COLLEGE DISTRICT
UNRESTRICTED GENERAL FUND
2014-15 Adopted Budget Assumptions
August 18, 2014**

I. State Revenue

A. Budgeting will continue to utilize the District's Budget Allocation Model Based on SB 361, modified if necessary using the Budget Stabilization Fund.

B. FTES Workload Measure Assumptions:

Year	Base	Actual	Funded	Actual Growth
2010/11	29,961.80	30,515.15	30,515.15	1.85%
2011/12	28,182.19	27,711.41	27,711.41	-9.95%
2012/13	a 27,711.41	28,185.04	28,185.04	1.71%
2013/14	b 28,185.04	28,628.08	c 28,628.08	P3 est. 1.57%

a - based on 2012/13 Recalculation received 2/6/2014

b - based on 2013/14 P2 received 6/18/2014

c - based on 2013/14 P3 320 submitted 7/15/2014

The state budget includes 2.75% Restoration/Access/Growth funding and .85% COLA.

Projected COLA of 0.85%	\$1,138,982	
Projected Restoration/Access/Growth 2.75% (Est.)	3,684,941	
Projected Increase in Deficit (Estimated at 1.72%)	(1,038,825)	(Total Deficit of \$2,385,181 based on P2)
Base Increase for 2014/15	<u>\$3,785,098</u>	

2014/15 Est. 2.75% R/A/Growth for FTES planning 29,415

- C. Education Protection Account (EPA) funding estimated at \$21,783,177 based on 2014/15 Advanced Apportionment. These are not additional funds, rather the EPA is only a portion of general purpose funds that offsets what would otherwise be state aid in the apportionments. Our intention is to charge a portion of faculty salaries against this funding source in compliance with EPA requirements.
- D. Unrestricted lottery is projected at \$128 per FTES (\$3,720,335). Restricted lottery at \$34 per FTES (\$988,214). (2013/14 P-annual of resident & nonresident factored FTES, 29,065.12 x 128 = \$3,720,335 unrestricted lottery; 29,065.12 x 34 = \$988,214.) Increase in unrestricted revenue of \$114,570.
- E. Estimated reimbursement for part-time faculty compensation is estimated at \$691,647 (2014/15 advance app.). Unchanged.
- F. Categorical programs will continue to be budgeted separately; self-supporting, matching revenues and expenditures. No COLA has been proposed by the Governor for categorical programs. If the district were to settle with all bargaining groups for a COLA, this will increase expenditures without increased revenues for these categorical programs. Other categorical reductions would therefore be required to remain in balance with state funding. The colleges will need to budget for any program match requirements using unrestricted funds. Finalized match requirements for 2014/15 SSSP is at 2:1 for all funds. Total increased amount of restricted state revenue of \$2.8 million and therefore additional match is required. Both colleges have indicated that they have identified qualified expenditures to meet this match requirement.
- G. BOG fee waivers 2% administration funding estimated at 2014/15 advance apportionment of \$250,674. Slight Increase.
- H. Mandates Block Grant reduced systemwide, estimated at a total budget of \$740,000. Decrease of \$10,000. In addition with a one-time \$49.5 million allocation statewide for past Mandated Cost reimbursement, we expect to receive \$900,000.

II. Local Revenue

- I. Non-Resident Tuition budgeted at \$1,500,000. Decrease of \$100,000.
- J. Interest earnings estimated at \$120,000. Decrease of \$30,000.
- K. Other miscellaneous income (includes fines, fees, rents, etc.) is estimated at \$337,147. Slight Decrease.
- L. Apprenticeship revenue estimated at \$1,389,971 (2014/15 advance apportionment). Unchanged.
- M. Scheduled Maintenance/Instr. Equipment allocation estimated at \$3.8 million (no match required for 2014/15).
- N. Energy Efficiency/Prop 39 revenue is estimated at \$816,070. Decrease from 2013/14.

RANCHO SANTIAGO COMMUNITY COLLEGE DISTRICT
UNRESTRICTED GENERAL FUND
2014-15 Adopted Budget Assumptions
August 18, 2014

III. Appropriations and Expenditures

- A. The Adopted Base Budget for 2014/15 will begin with a rollover in total 2013/14 Adopted Budget by site, as allocated by budget center. The 2014/15 Adopted Budget will be balanced if necessary by using a portion of the Budget Stabilization Fund.
- B. The Cost of Living Allowance (COLA) revenue (estimated at 0.85%, \$1.139 million) will be set aside in Institutional Cost expenditure accounts subject to collective bargaining.
- C. Step and column movement is budgeted at an additional cost of approximately \$1.2 million including benefits.
- D. Health and Welfare benefit premium cost increase finalized at 8.2% is an additional cost of approximately \$1,200,000 for active employees and an additional cost of \$450,000 for retirees, for a combined increase of \$1,650,000. State Unemployment Insurance local experience charges are estimated at \$250,000 (2013/14 budgeted amount). Unchanged. CalPERS employer contribution rate will increase in 2014/15 from 11.442% to 11.771% for an increase of \$98,700.
(Note: The cost of each 1% increase in the PERS rate is approximately \$300,000.)
CalSTRS rate will increase by 0.63% to 8.88% in 2014/15 for an increase of \$346,500, with large increases through 2020/21.
(Note: The cost of each 1% increase in the STRS rate is approximately \$550,000.)
- E. The full-time faculty obligation (FON) for Fall 2014 is estimated at 334.80. Although districts have not been required to comply with this requirement for several years due to the budget crisis, the FON has been reinstated for 2014/15 by the Board of Governors of the California Community Colleges. The District is currently recruiting 33 faculty positions (one of which does not count toward the FON) for an estimated total of 32 positions counting toward the obligation. The District expects to meet its obligation in 2014/15. Penalties for not meeting the obligation amount to approximately \$69,532 per FTE not filled.

The additional cost of new full-time faculty being hired for Fall 2014 is estimated at \$2.7 million. SAC is filling nine vacancies and adding 21 new positions. SCC is filling two vacancies and adding one new position. (The cost of the 22 new positions is budgeted at Class VI, Step 10 $\$85,360.54 \times 22 = \$1,877,932 + \$37,480.40 \times 22 = \$824,569$, for a total of \$2,702,501).
- F. The current rate per Lecture Hour Equivalent (LHE) for hourly faculty is \$1,174 effective July 2013. This represents a 6.7% increase from 2012/2013.
- G. Retiree Health Benefit Fund (OPEB/GASB 45 Obligation) - The District will continue to contribute 1% of total salaries plus a minimum of \$500,000 (approx. \$1.5 million) to fund the total actuarially determined Annual Required Contribution (ARC). The actual ARC for 2014/15 is \$8,350,167.
- H. Capital Outlay Fund - no match is required for Scheduled Maintenance in 2014/15.
- I. Utilities cost increases of 5%, estimated at \$200,000.
- J. Information Technology licensing contract escalation cost of 7%, estimated at \$125,000, plus Adobe ETLA agreement of \$72,105 for a total increase of \$197,105.
- K. Property and Liability Insurance cost estimated at \$1,800,000. Slight increase due to additional FTES.
- L. Child Development Fund - The district has historically budgeted \$140,000 interfund transfer from the unrestricted general fund to the Child Development Fund, and the Board has authorized up to \$200,000 if necessary. The fund closed 2013/14 with a deficit of \$337,238. The program staff is developing a plan to reduce the deficit in 2014/15, however without a plan at this time, the unrestricted general fund needs to plan to contribute up to \$350,000, an increase in \$150,000 authorization.
- M. Other additional District Services/Institutional Cost expenses:
Trustee Election Expense estimated at \$400,000
Legal Expenses of \$250,000
International Student Recruitment China Office \$24,000

Rancho Santiago Community College District
Unrestricted General Fund Summary
2014-15 Adopted Budget Assumptions Analysis
as of August 18, 2014

* **New Revenues**

B	COLA 0.85%	\$1,138,982
B	Growth 2.75%	\$3,684,941
B	Incr. in Apportionment Deficit 1.72% to \$2.3 million	(\$1,038,825)
D	Unrestricted Lottery	\$114,570
H	Mandates Block Grant/Reimbursement	\$890,000
I	Non-Resident Tuition	(\$100,000)
J	Interest Earnings	(\$30,000)
K/G	Misc Income	(\$59,405)
	Total	<u>\$4,600,263</u>

New Expenditures

B	COLA 0.85%	\$1,138,982
C	Step/Column	\$1,200,000
D	Health and Welfare/Benefits 8.2%	\$1,650,000
D	CalPERS Increase	\$98,700
D	CalSTRS Increase	\$346,500
E	Full Time Faculty Obligation Hires	\$2,702,501
E/F	Hourly Faculty Budgets (Convert to Full Time)	(\$774,840)
I.F	SSSP Match	\$0 ¹
H	Capital Outlay/Scheduled Maintenance Match	(\$750,000)
I	Utilities Increase	\$200,000
J	ITS Licensing/Contract Escalation Cost	\$197,105
K	Property and Liability Insurance	\$100,000
L	Child Development Fund Transfer	\$150,000
M	Other Additional DS/Institutional Costs	\$674,000
	Total	<u>\$6,932,948</u>

2014-15 Budget Year Deficit (\$2,332,685)

2013-14 Ongoing Base Structural Deficit (\$2,754,568)

Total Ongoing 2014-15 Structural Deficit (\$5,087,253)

¹ Additional restricted revenue for SSSP estimated at \$2.8 million. Unrestricted General Fund match requirements are now set at 2:1 for all SSSP funds. Both colleges have indicated that they have identified qualified expenditures to meet this match requirement.

* Reference to budget assumption number

**Rancho Santiago Community College District
Unrestricted General Fund 5 Year Multi-Year Projection**

**Summary-Base Scenario
Revised Assumption: August 22, 2014**

	2013-2014 Actuals	2014-2015 Proposed Budget	2015-2016 Projected Budget	2016-2017 Projected Budget	2017-2018 Projected Budget	2018-2019 Projected Budget
Assumptions:						
Revenue:						
General Apportionment Deficit Factor	-1.718%	-1.718%	-1.000%	-1.000%	-1.000%	-1.000%
Growth/Access	1.630%	2.750%	2.000%	2.000%	2.000%	2.000%
Cost of Living Adjustment	1.570%	0.850%	2.100%	2.300%	2.500%	2.600%
One time Funds 2012/13 P3 Adjustment	\$2,328,847	\$0	\$0	\$0	\$0	\$0
Lottery Revenue-Unrestricted	\$126.00	\$128.00	\$128.00	\$128.00	\$128.00	\$128.00
Education Protection Account (EPA) funding ends December 2016	0	0	0	(\$633,600)	(\$1,267,200)	(\$4,435,200)
Expenditure:						
Step/Column/Salary Net Adjustment	3.000%	2.050%	3.300%	3.500%	3.700%	3.800%
Part-time Faculty/FON Obligation	\$1,154,945	\$2,362,061	\$914,060	\$956,594	\$1,002,622	\$1,051,648
STRS Rate	8.250%	8.880%	10.730%	12.580%	14.430%	16.280%
PERS Rate	11.442%	11.771%	12.600%	15.000%	16.600%	18.200%
Health and Welfare Premium Percent Increase (District Cost)	-3.100%	8.200%	7.500%	7.500%	7.500%	7.500%
CDC Roof Repair/OEC Contribution	\$7,400,000	0	0	0	0	0
FON Penalty	\$764,852		0	0	0	0
Trustee Election	\$0	\$400,000	\$0	\$400,000	\$0	\$400,000
Utilities Cost Increase	5.000%	5.000%	5.000%	5.000%	5.000%	5.000%
Additional SSSP (formerly Matriculation) Match		\$0	\$5,600,000	\$5,600,000	\$5,600,000	\$5,600,000
Other Local Match	\$1,500,000	\$750,000	\$1,733,333	\$1,733,333	\$1,733,333	\$1,733,333
Carryover:						
Assumes carryover funds are not spent	\$3,114,060	\$3,114,060	\$3,114,060	\$3,114,060	\$3,114,060	\$3,114,060

Multi-Year Projection:						
Beginning Budget Stabilization Balance	\$25,035,466	\$16,556,830	\$10,794,318	(\$993,723)	(\$16,209,875)	(\$34,639,356)
Total Revenue	141,861,922	146,086,358	151,783,728	157,445,683	162,723,165	165,526,916
Total Expenditure	146,392,415	151,848,870	163,571,769	172,661,835	181,152,646	191,703,426
Other Fund Balance Changes and Adjustments	1,887,862	0	0	0	0	0
OEC Contribution/FON Penalty/One time Funds 2012/13 P3 Adjustment/CDC Roof Repair	5,836,005	0	0	0	0	0
Surplus/ (Deficit)	<u>(8,478,636)</u>	<u>(5,762,512)</u>	<u>(11,788,041)</u>	<u>(15,216,152)</u>	<u>(18,429,481)</u>	<u>(26,176,510)</u>
Ending Budget Stabilization Balance	\$16,556,830	\$10,794,318	(\$993,723)	(\$16,209,875)	(\$34,639,356)	(\$60,815,866)
Percentage	11.3%	7.1%	-0.6%	-9.4%	-19.1%	-31.7%



Rancho Santiago Community College District Budget Allocation Model Based on SB 361

- The “*Rancho Santiago Community College District Budget Allocation Model Based on SB361, February 8, 2012*” was approved at the February 22, 2012 Budget Allocation and Planning Review Committee Meeting

Introduction

In 2008, both colleges were visited by ACCJC Accreditation Teams in the normal accreditation cycle. The Teams noticed that the district’s budget allocation model that was in place for approximately ten years had not been annually reviewed as to its effectiveness as stated in the model documents. The existing revenue allocation model was developed when the district transformed into a multi college district. The visiting Team recommended a review of the existing budget allocation model and recommended changes as necessary.

The Budget Allocation and Planning Review Committee (BAPR) charged the BAPR Workgroup, a technical subgroup of BAPR, with the task of reviewing the ten year old model. In the process, the Workgroup requested to evaluate other California Community College multi-campus budget allocation models. Approximately twenty models were reviewed. Ultimately, the Workgroup focused on a revenue allocation model as opposed to an expenditure allocation model. A revenue allocation model allocates revenues (state and local) generated in a budget year to the college campuses in the district based on the state funding model that allocates state apportionment revenues to districts. An expenditure allocation model allocates, by agreed upon formulas, expenditure appropriations for full-time faculty staffing, adjunct faculty staffing, classified and administrative staffing, associated health and welfare benefit costs, supply and equipment budgets, utility costs, legal and other services. The BAPR Workgroup ultimately decided on a revenue allocation formula in order to provide the greatest amount of flexibility for the campuses.

Senate Bill 361, passed in 2006, changed the formula of earned state apportionment revenues to essentially two elements, 1) Basic Allocations for college/center base funding rates based on FTES size of the college and center and 2) Full Time Equivalent Students (FTES) based on earned and funded FTES. The BAPR Workgroup determined that since this is how our primary funding comes from the state this model should be used for distribution on earned revenues to the colleges. The colleges and centers are the only entities in the district that generates this type of funding. Revenue earned and funded by the state will be earned and funded at the colleges. The Budget Allocation Model (BAM) described in this document provides the guidelines, formulas, and basic steps for the development of an annual district-wide budget including the allocation of budget expenditure responsibilities for Santa Ana College, Santiago Canyon College and District Operations referred to as the three district Budget Centers. The budget is the financial plan for the district, and application of this model should be utilized to implement the district’s vision, mission statement, district strategic plan and the technology strategic plan as well as the colleges’ mission statements, educational master plans, facilities master plans and other planning resources. The annual implementation of the budget allocation model is to be aligned with all of these plans. To ensure that budget allocation is tied to planning, it is the responsibility of District Council to review budget and planning during the fiscal year and, if necessary, recommend adjustments to the budget allocation model to keep the two aligned for the coming year. The Chancellor and

the Board of Trustees are ultimately responsible for the annual budget and the expenditures associated with the budget. In February of 2013, the Board of Trustees adopted a new planning design manual. This document eliminated BAPR and created the Fiscal Resources Committee (FRC). FRC is responsible for recommending the annual budget to the District Council for its recommendation to the Chancellor and Board of Trustees. FRC is also responsible for annual review of the model for accreditation and can recommend any modifications to the guidelines.

The goal of the BAM is to create a documented revenue allocation process that provides financial stability and encourages fiscal accountability at all levels in times of either increasing or decreasing revenue streams. It is also intended to be simple, transparent, easy to understand, fair, predictable and consistent, using quantitative, verifiable factors with performance incentives. District Council should conduct a review(s) during each fiscal year to assess if the operation of the budget allocation model is meeting the goal.

Under state law, the District is the legal entity and is ultimately responsible for actions, decisions and legal obligations of the entire organization. The Board of Trustees of the Rancho Santiago Community College District has clear statutory authority and responsibility and, ultimately, makes all final decisions. Likewise, the Chancellor, under the direction of the Board of Trustees, is responsible for the successful operation, reputation, and fiscal integrity of the entire District. The funding model does not supplant the Chancellor's role, nor does it reduce the responsibility of the District Operations staff to fulfill their fiduciary role of providing appropriate oversight of the operations of the entire District. It is important that guidelines, procedures and responsibility be clear with regard to District compliance with any and all laws and regulations such as the 50% Law, full-time/part-time faculty requirements, Faculty Obligation Number (FON), attendance accounting, audit requirements, fiscal and related accounting standards, procurement and contract law, employment relations and collective bargaining, payroll processing and related reporting requirements, etc. The oversight of these requirements are to be maintained by District Operations, which has a responsibility to provide direction and data to the colleges to assure they have appropriate information for decision making with regard to resource allocation at the local level, thus, assuring District compliance with legal and regulatory requirements.

All revenue is considered District revenue because the district is the legal entity authorized by the State of California to receive and expend income and to incur expenses. However, the majority of revenue is provided by the taxpayers of California for the sole purpose of providing educational services to the communities and students served by the District. Services such as classes, programs, and student services are, with few exceptions, the responsibility of the colleges. It is the intent of the Revenue Allocation Model to allocate the majority of funds to the colleges in order to provide those educational services. The model intends to provide an opportunity to maximize resource allocation decisions at the local college level. Each college president is responsible for the successful operation and performance of his/her college as it relates to resource allocation and utilization. The purpose and function of the District Operations in this structure is to maintain the fiscal and operational integrity of the District and its individual colleges and centers and to facilitate college operations so that their needs are met and fiscal stability is assured. District Operations has responsibility for providing certain centralized functions, both to provide efficient operations as well as to assist in coordination between District Operations and the colleges. Examples of these services include human resources, business operations, fiscal and budgetary oversight, procurement, construction and capital outlay, and information technology. On the broadest level, the goal of this partnership is to encourage and support collaboration between the colleges and District Operations.

Implementation

A detailed transition plan for the implementation of the new BAM should include:

- Standards and milestones for the initial year
- An evaluation process to determine if the standards and milestones have been achieved or if there is adequate progress
- A process to ensure planning is driving the budget

The 2012-2013 fiscal year is the transitional year from the old budget allocation model to the new SB 361 model. Essentially, the first year (2012-2013) of the new model is a rollover of expenditure appropriations from the prior year 2011-2012. Therefore the 2011/12 ending balance funds are used on a one time basis to cover the structural deficit spending in the 2012/13 fiscal year.

An SB 361 Budget Allocation Model Implementation Technical Committee (BAMIT) was established by the Budget Allocation and Planning Review Committee (BAPR) and began meeting in April 2012. The team included:

District Office:	
Peter Hardash	Vice Chancellor, Business Operations/Fiscal Services
John Didion	Executive Vice Chancellor
Adam O'Connor	Assistant Vice Chancellor, Fiscal Services
Gina Huegli	Budget Analyst
Thao Nguyen	Budget Analyst
Santa Ana College:	
Linda Rose	Vice President, Academic Affairs
Jim Kennedy	Interim Vice President, Administrative Services
Michael Collins	Vice President, Administrative Services
Santiago Canyon College:	
Aracely Mora	Vice President, Academic Affairs
Steve Kawa	Vice President, Administrative Services

BAMIT was tasked with evaluating any foreseeable implementation issues transitioning from the old model and to make recommendations on possible solutions.

The team spent the next five months meeting to discuss and agree on recommendations for implementing the transition to new model using a series of discussion topics. These agreements are either documented directly in this model narrative or included in an appendix if the topic was related solely to the transition year.

It was also agreed by BAMIT that any unforeseen issue that would arise should be brought back to FRC for review and recommendation.

Revenue Allocation

The SB 361 funding model essentially allocates revenues to the colleges in the same manner as received by the District from the State of California. This method allocates all earned revenues to the colleges.

College and District Operations Budgets and Expenditure Responsibilities

Since the BAM is a revenue allocation model, all expenditures and allocation of revenues under the model are the responsibilities of the colleges and centers. Expenditure responsibilities for the colleges, District Operations and district-wide services are summarized in Table 1.

Revenue and budget responsibilities are summarized on Table 2. The total annual revenue to each college will be the sum of base funding for each college and center as defined by SB 361 and applying the current FTES rates for credit base, noncredit base, career development and college preparation noncredit base revenues as well as any local unrestricted or restricted revenues earned by the college.

The revenue allocations will be regularly reviewed by FRC. In reviewing the allocation of general funds, FRC should take into consideration all revenues, including restricted revenues, available to each of the Budget Centers less any apportionment deficits, property tax shortfalls or uncollected student fees or shortfalls. If necessary, FRC will recommend adjustments to District Council for submission to the Chancellor.

The revenue allocated to District Operations and for district-wide services will be based on a budget prepared by the District Office, reviewed by FRC and the District Council and approved by the Chancellor and the Board of Trustees. This funding method is essentially a chargeback to the colleges.

DISTRICT OPERATIONS – Examples are those expenses associated with the operations of the Chancellor’s Office, Board of Trustees, Public Affairs, Human Resources, Risk Management, Educational Services, Institutional Research, Business Operations, Internal Auditing, Fiscal Services, Payroll, Purchasing, Facilities Planning, ITS and Safety Services. Economic Development expenditures are to be included in the District Operations budget but clearly delineated from other District Operations’ expenditures.

DISTRICT-WIDE SERVICES – Examples are those expenses associated with State and Federal regulatory issues, insurances, legal costs, Independent Audit Expenses and Retiree Health Benefit Costs.

Annual expenditure budgets for the District Operations and district-wide services will be developed based on the projected levels of expenditure for the prior fiscal year, taking into account unusual or one-time anomalies.

An annual review of District Operations and district-wide services will be conducted by District Council each fall in order to give time to complete the evaluation in time to prepare for the following fiscal year budget cycle and implement any suggestions. The review will include an evaluation of the effectiveness of the services provided to assure the District is appropriately funded. If District Council believes a change to the allocation is necessary, it will submit its recommendation to FRC for funding consideration and recommendation to the Chancellor.

District Reserves and Deficits

The Board of Trustees will establish a reserve through board policy, state guidelines and budget assumptions.

The Chancellor reserves the right to adjust allocations as necessary.

The Board of Trustees is solely responsible for labor negotiations with employee groups. Nothing in this budget model shall be interpreted to infringe upon the Board’s ability to collectively bargain and negotiate in good faith with employee organizations and meet and confer with unrepresented employees.

College Budget and Expenditure Responsibilities

Colleges will be responsible for funding the current programs and services that they operate as part of their budget plans. There are some basic guidelines the colleges must follow:

- Allocating resources to achieve the state funded level of FTES is a primary objective for all colleges.
- Requirements of the collective bargaining agreements apply to college level decisions.
- The FON (Faculty Obligation Number) must be maintained by each college. Full-time faculty hiring recommendations by the colleges are monitored on a district wide basis. Any financial penalties imposed by the state due to FON non-compliance will be borne proportionately by the campus not in compliance.
- In making expenditure decisions, the impact upon the 50% law calculation must be considered and budgeted appropriately. Any financial penalties imposed by the state due to 50% law non-compliance will be borne proportionally (by FTES split) by both campuses.
- With unpredictable state funding, the cost of physical plant maintenance is especially important. Lack of maintenance of the operations and district facilities and grounds will have a significant impact on the campuses and therefore needs to be addressed with a detailed plan and dedicated budget whether or not funds are allocated from the state.

Budget Center Reserves and Deficits

It is strongly recommended that the colleges and District Operations budget centers set aside at least a 1% contingency reserve to handle unplanned and unforeseen expenses. If unspent by year end, this reserve falls into the year-end balance and is included in the Budget Centers' beginning balance for the following fiscal year.

If a Budget Center incurs an overall deficit for any given year, the following sequential steps will be implemented:

The Budget Center reserve shall first be used to cover any deficit. If reserves are not sufficient to cover budget expenses and/or reserves are not able to be replenished the following year, then the Budget Center is to prepare an expenditure reduction plan and/or submit a request for the use of District Reserves to help offset the deficit. The expenditure reduction plan and/or a request to use District Reserves is to be submitted to FRC. If FRC agrees with the expenditure reduction plan and/or the request to use District Reserves, it will forward the recommendation to District Council for review and recommendation to the Chancellor who will make the final determination.

Revenue Modifications

Apportionment Revenue Adjustments

It is very likely each fiscal year that the District's revenues from state apportionment could be adjusted after the close of the fiscal year in the fall, but most likely at the P1 recalculation, which occurs eight months after the close of the fiscal year. This budget model therefore will be fluid, with changes made throughout the fiscal year (P-1, P-2, P-annual) as necessary. Any increase or decrease to prior year revenues is treated as a onetime addition or reduction to the colleges' current budget year and distributed in the model based on the most up to date FTES split reported by the District and funded by the state.

An example of revenue allocation and FTES change:

\$100,000,000 is originally split 70% Santa Ana College (\$70,000,000) and 30% Santiago Canyon College (\$30,000,000) based on FTES split at the time. At the final FTES recalculation for that year, the District earns an additional \$500,000 based on the total funded FTES. In addition, the split of FTES changes to 71%/29%. The total revenue of \$100,500,000 is then redistributed \$71,355,000 to Santa Ana College and \$29,145,000 to Santiago Canyon College which would result in a shift of \$855,000 between the colleges. A reduction in funding will follow the same calculation

It is necessary in this model to set a base level of FTES for each college. Per agreement by the Chancellor and college Presidents, the base FTES split of 70.80% SAC and 29.20% SCC will be utilized for the 2013/14 tentative budget. Similar to how the state sets a base for district FTES, this will be the beginning base level for each college. Each year through the planning process there will be a determination made if the district has growth potential for the coming fiscal year. Each college will determine what level of growth they believe they can achieve and targets will be discussed and established through Chancellor's Cabinet. For example, if the district believes it has the opportunity for 2% growth, the colleges will determine the level of growth they wish to pursue. If both colleges decide to pursue and earn 2% growth and the district is funded for 2% growth, then each college's base would increase 2% the following year. In this case the split would still remain 70.80%/29.20% as both colleges moved up proportionately (Scenario #1). If instead, one college decides not to pursue growth and the other college pursues and earns the entire district 2% growth, all of these FTES will be added to that college's base and therefore its base will grow more than 2% and the split will then be adjusted (Scenario #2).

Using this same example in which the district believes it has the opportunity for 2% growth, and both colleges decide to pursue 2% growth, however one college generates 3% growth and the other generates 2%, the college generating more FTES would have unfunded over cap FTES. The outcome would be that each college is credited for 2% growth, each base increases 2% and the split remains (Scenario #3). If instead, one college generates 3% and the other college less than 2%, the college generating the additional FTES can earn its 2% target plus up to the difference between the other college's lost FTES opportunity and the total amount funded by the district (Scenario #4).

This model should also include a stability mechanism. In a year in which a college earns less FTES than its base, the base FTES will remain intact following the state method for stabilization. That college is in funding stability for one year, but has up to three years in which to earn back to its base FTES. The funding for this stability will be from available district Budget Stabilization Funds. If this fund has been exhausted, the Chancellor will determine the source of funding. If the college does not earn back to its base during this period, then the new lower FTES base will be established. As an example (Scenario #5), year one there is 2% growth opportunity. One of the colleges earns 2% growth but the other college declines by 1%, going into stability. This year the college that declined is held at their base level of FTES while the other college is credited for their growth. In the second year of the example, there is no growth opportunity, but the college that declined recaptures FTES to the previous year base to emerge from stability. Note that since the other college grew in year one, the percentage split has now changed.

All of these examples exclude the effect of statewide apportionment deficits. In the case of any statewide deficits, the college revenues will be reduced accordingly. In addition, the Chancellor reserves the right to make changes to the base FTES as deemed necessary in the best interest of the district as a whole.

	Base FTES	% split	Scenario #1	New FTES	% split
SAC	19,824	70.80%	2.00%	20,220.48	70.80%
SCC	8,176	29.20%	2.00%	8,339.52	29.20%
	<u>28,000</u>		2.00%	<u>28,560.00</u>	
	Base FTES	% split	Scenario #2	New FTES	% split
SAC	19,824	70.80%	2.82%	20,384.00	71.37%
SCC	8,176	29.20%	0.00%	8,176.00	28.63%
	<u>28,000</u>		2.00%	<u>28,560.00</u>	
	Base FTES	% split	Scenario #3	New FTES	% split
SAC	19,824		3.00%	20,418.72	
unfunded				(198.24)	
SAC	19,824	70.80%	2.00%	20,220.48	70.80%
SCC	8,176	29.20%	2.00%	8,339.52	29.20%
	<u>28,000</u>		2.00%	<u>28,560.00</u>	
	Base FTES	% split	Scenario #4	New FTES	% split
SAC	19,824		3.00%	20,418.72	
unfunded				(136.92)	
SAC	19,824	70.80%	2.31%	20,281.80	71.01%
SCC	8,176	29.20%	1.25%	8,278.20	28.99%
	<u>28,000</u>		2.00%	<u>28,560.00</u>	
YEAR 1	Base FTES	% split	Scenario #5	New FTES	% split
Actual Generated:					
SAC	19,824	70.80%	-1.00%	19,625.76	70.18%
SCC	8,176	29.20%	2.00%	8,339.52	29.82%
	<u>28,000</u>		-0.124%	<u>27,965.28</u>	
Calculated for Stability:					
SAC	19,824		-1.00%	19,625.76	
stabilization				282.24	
SAC	19,824	70.80%	0.42%	19,908.00	70.48%
SCC	8,176	29.20%	2.00%	8,339.52	29.52%
	<u>28,000</u>		0.884%	<u>28,247.52</u>	
YEAR 2					
Actual Generated:					
SAC	19,625.76	70.18%	1.44%	19,908.00	70.48%
SCC	8,339.52	29.82%	0.00%	8,339.52	29.52%
	<u>27,965.28</u>		1.009%	<u>28,247.52</u>	

Allocation of New State Revenues

Growth Funding: Plans from the Planning and Organizational Effectiveness Committee (POE) to seek growth funding requires FRC recommendation and approval by the Chancellor, and the plans should include how growth funds will be distributed if one of the colleges does not reach its growth target. A college seeking the opportunity for growth funding will utilize its own carryover funds to offer a schedule to achieve the desired growth. Once the growth has been confirmed as earned and funded by the state and distributed to the district, the appropriate allocation will be made to the college(s) generating the funded growth back through the model. Growth/Restoration Funds will be allocated to the colleges when they are actually earned.

Revenues which are not college specific (for example, student fees that cannot be identified by college), will be allocated based on total funded FTES percentage split between the campuses.

After consultation with district's independent audit firm, the implementation team agreed that any unpaid uncollected student fees will be written off as uncollectible at each year end. This way, only actual collected revenues are distributed in this model. At P-1, P-2 and P-annual, uncollected fee revenues will be adjusted.

Due to the instability of revenues, such as interest income, discounts earned, auction proceeds, vendor rebates (not including utility rebates which are budgeted in Fund 41 for the particular budget center) and mandated cost reimbursements, revenues from these sources will **not** be part of the revenue allocation formula. Income derived from these sources will be deposited to the district wide reserves. If an allocation is made to the colleges from mandated cost reimbursements and the claims are later challenged and require repayment, the colleges receiving the funds will be responsible for repayment at the time of repayment or withholding of funds from the state.

Cost of Living Adjustments: COLAs included in the tentative and adopted budgets shall be sequestered and not allocated for expenditure until after collective bargaining for all groups have been finalized.

Lottery Revenue: Income for current year lottery income is received based on the prior fiscal year's FTES split. At Tentative Budget, the allocation will be made based on projected FTES without carryover. At Adopted Budget, final FTES will be used and carryovers will be included.

Other Modifications

Salary and Benefits Cost

All authorized full time and ongoing part time positions shall be budgeted with corresponding and appropriate fixed cost and health and welfare benefits. Vacant positions will be budgeted at the beginning of the fiscal year or when newly created at the ninth place ranking level (Class VI, Step 10) for full-time faculty and at the mid-level for other positions (ex. Step 3 for CSEA, Step 4 for Management), with the district's contractual cap for the health and welfare benefits. The full cost of all positions, regardless of the budgeted amount, including step and column movement costs, longevity increment costs and any additional collective bargaining agreement costs, will be charged to the particular Budget Center. The colleges are responsible for this entire cost, including any increases or adjustments to salary or benefits throughout the year. If a position becomes vacant during a fiscal year, the Budget Center has the discretion to move unused and available budget from the previous employee's position for other one-time costs until filled or defunded. Any payoffs of accrued vacation, or any additional costs incurred at separation from employment with the district, will be borne by the particular Budget Center. When there is a vacancy that won't be filled immediately, Human Resources should be consulted as to how long it can remain vacant. The colleges should also consult Human Resources regarding the FON when recommending to defund faculty positions.

Grants/Special Projects

Due to the timeliness issues related to grants, approvals rest with the respective Chancellor's Cabinet member, through established processes, in all cases except for Economic Development grants in which a new grant

opportunity presents itself which requires an increase to the District Office budget due to match or other unrestricted general fund cost. In these cases, the grant will be reviewed by Chancellor's Cabinet with final approval made by the Chancellor.

Some grants allow for charges of indirect costs. These charges will accumulate by Budget Center during each fiscal year. At fiscal year end, once earned, each college will be allocated 100% of the total indirect earned by that college and transferred into Fund 13 the following year to be used for one-time expenses. The indirect earned by district projects will roll into the ending fund balance districtwide.

It is the district's goal to fully expend grants and other special project allocations by the end of the term, however sometimes projects end with a small overage or can be under spent. For any overage or allowable amount remaining, these amounts will close into the respective Budget Center's Fund 13 using 7200 transfers.

Banked LHE Load Liability

Beginning in 2012/13, the liability for banked LHE will be accounted for in separate college accounts. The cost of faculty banking load will be charged to the college during the semester the course is taught and added to the liability. When an instructor takes banked leave, they will be paid their regular salary and district office will make a transfer from the liability to the college 1300 account to pay the backfill cost of teaching the load. A college cannot permanently fill a faculty position at the time someone takes their final year or semester off before retirement. Filling a vacancy cannot occur until the position is actually vacant. In consultation with Human Resources and Fiscal Services, a college can request to swap another faculty vacancy they may have in another discipline or pay the cost differential if they determine programmatically it needs to be filled sooner.

This method will appropriately account for the costs of each semester offerings and ensure an appropriate liability. Although the liability amounts will be accounted for by college, only District Fiscal Services will be able to make transfers from these accounts. Each year end a report will be run to reconcile the total cost of the liability and if any additional transfers are required, the colleges will be charged for the differences.

Other Possible Strategic Modifications

Summer FTES

There may be times when it is in the best financial interest of the District to shift summer FTES between fiscal years. When this occurs, the first goal will be to shift FTES from both colleges in the same proportion as the total funded FTES for each of the colleges. If this is not possible, then care needs to be exercised to ensure that any such shift does not create a disadvantage to either college. If a disadvantage is apparent, then steps to mitigate this occurrence will be addressed by FRC.

Borrowing of summer FTES is not a college-level decision, but rather it is a District-level determination. It is not a mechanism available to individual colleges to sustain their internal FTES levels.

Long-Term Plans

Colleges: Each college has a long-term plan for facilities and programs. The Chancellor, in consultation with the Presidents, will evaluate additional funding that may accrue to the colleges beyond what the model provides. The source of this funding will also have to be identified.

Santa Ana College utilizes the Educational Master Plan in concert with the SAC Strategic Plan to determine the long-term plans for the college. Long-term facilities plans are outlined in the latest Facilities Master Plan, and are rooted in the Educational Master Plan. SAC links planning to budget through the use of the SAC Comprehensive Budget Calendar, which includes planning milestones linked to the college's program review process, Resource Allocation Request (RAR) process, and to the District's planning and budget calendar. As a result of the Program Review Process, resource allocation needs are requested via the RAR process, which identifies specific resources required to achieve specific intended outcomes. The budget augmentation requests

are then prioritized at the department, division, and area level in accordance with established budget criteria. The college's Planning and Budget Committee reviews the prioritized RARs, and they are posted to the campus Planning and Budget web page for the campus community to review. As available resources are realized, the previously prioritized RAR are funded.

At Santiago Canyon College, long-term plans are developed similarly to short-term plans, and exist in a variety of interconnected processes and documents. Department Planning Portfolios (DPP) and Program Reviews are the root documents that form the college's Educational Master Plan and serve to align planning with resource allocation. The allocation of resources is determined through a formal participatory governance process. The Planning and Institutional Effectiveness (PIE) committee is the participatory governance committee that is charged with the task of ensuring resource allocation is tied to planning. Through its planning cycle, the PIE committee receives resource requests from all college units and ensures that each request aligns with the college mission, college goals, program reviews, and DPPs. All requests are then ranked by the PIE committee, placed on a college-wide prioritized list of resource requests, and forwarded to the college budget committee for review. If the budget committee identifies available funds, those funds are noted on the prioritized list, and sent back to the PIE committee. The PIE committee then forwards the prioritized list, along with the budget committee's identification of available funds, to College Council for approval of the annual budget.

District Operations: District Operations and district wide services may also require additional funding to implement new initiatives in support of the colleges and the district as a whole. FRC will evaluate requests for such funds on a case-by-case basis and submit a recommendation to the Chancellor.

Full-Time Faculty Obligation Number (FON)

To ensure that the District complies with the State required full-time Faculty Obligation Number (FON), the Chancellor will establish a FON for each college. Each college shall be required to fund at least that number of full-time faculty positions. If the District falls below the FON and is penalized, the amount of the penalty will be deducted from the revenues of the college(s) causing the penalty. FRC, along with the District Enrollment Management Committee, should regularly review the FON targets and actuals and determine if any budget adjustment is necessary. If an adjustment is needed, FRC should develop a proposal and forward it to POE Committee for review and recommendation to the Chancellor.

Budget Input

Using a system for Position Control, Fiscal Services will budget 100% of all regular personnel cost of salary and benefits, and notify the Budget Centers of the difference between the computational total budget from the Budget Allocation Model and the cost of regular personnel. The remaining line item budgets will roll over from one year to the next so the Budget Centers are not required to input every line item. The Budget Centers can make any allowable budget changes at their discretion and will also be required to make changes to reconcile to the total allowable budget per the model.

Appendix Attached

A. Definition of Terms

TABLE 1 Expenditure and Budget Responsibilities		Santa Ana College & CEC <input checked="" type="checkbox"/>	Santiago Canyon College & OEC <input checked="" type="checkbox"/>	District Office <input checked="" type="checkbox"/>	Districtwide <input checked="" type="checkbox"/>
Academic Salaries- (1XXX)					
1	State required full-time Faculty Obligation Number (FON)	✓	✓	✓	✓
2	Bank Leave	✓	✓		
3	Impact upon the 50% law calculation	✓	✓	✓	✓
4	Faculty Release Time	✓	✓		✓
5	Faculty Vacancy, Temporary or Permanent	✓	✓		
6	Faculty Load Banking Liability	✓	✓		
7	Adjunct Faculty Cost/Production	✓	✓		
8	Department Chair Reassigned Time	✓	✓		✓
9	Management of Sabbaticals (Budgeted at colleges)	✓	✓		✓
10	Sick Leave Accrual Cost	✓	✓		✓
11	AB1725	✓	✓		
12	Administrator Vacation	✓	✓	✓	
Classified Salaries- (2XXX)					
1	Classified Vacancy, Temporary or Permanent	✓	✓	✓	
2	Working Out of Class	✓	✓	✓	
3	Vacation Accrual Cost	✓	✓	✓	
4	Overtime	✓	✓	✓	
5	Sick Leave Accrual Cost	✓	✓	✓	
6	Compensation Time taken	✓	✓	✓	
Employee Benefits-(3XXX)					
1	STRS Employer Contribution Rates, Increase/(Decrease)	✓	✓	✓	
2	PERS Employer Contribution Rates, Increase/(Decrease)	✓	✓	✓	
3	OASDI Employer Rates, Increase/(Decrease)	✓	✓	✓	
4	Medicare Employer Rates, Increase/(Decrease)	✓	✓	✓	
5	Health and Welfare Benefits, Increases/(Decrease)	✓	✓	✓	
6	SUI Rates, Increase/(Decrease)	✓	✓	✓	
7	Workers' Comp. Rates, Increase/(Decrease)	✓	✓	✓	
8	Retiree Health Benefit Cost				
	-OPEB Liability vs. "Pay-as-you-go"				✓
9	Cash Benefit Fluctuation, Increase/(Decrease)	✓	✓	✓	
Other Operating Exp & Services-(5XXX)					
1	Property and Liability Insurance Cost				✓
2	Waiver of Cash Benefits	✓	✓	✓	
3	Utilities				
	-Gas	✓	✓	✓	
	-Water	✓	✓	✓	

	-Electricity	✓	✓	✓	
	-Waste Management	✓	✓	✓	
	-Water District, Sewer Fees	✓	✓	✓	
4	Audit				✓
5	Board of Trustee Elections				✓
6	Scheduled Maintenance	✓	✓		✓
7	Copyrights/Royalties Expenses	✓	✓		
Capital Outlay-(6XXX)					
1	Equipment Budget				
	-Instructional	✓	✓	✓	✓
	-Non-Instructional	✓	✓	✓	✓
2	Improvement to Buildings	✓	✓	✓	✓
3	Improvement to Sites	✓	✓	✓	✓

TABLE 2 Revenue and Budget Responsibilities		Santa Ana College & CEC ✓	Santiago Canyon College & OEC ✓	District Office ✓	Districtwide ✓
Federal Revenue- (81XX)					
1	Grants Agreements	✓	✓	✓	
2	General Fund Matching Requirement	✓	✓	✓	
3	In-Kind Contribution (no additional cost to general fund)	✓	✓	✓	
4	Indirect Cost (overhead)	✓	✓		✓
State Revenue- (86XX)					
1	Base Funding	✓	✓		
2	Apportionment	✓	✓		
3	COLA or Negative COLA	✓	✓	✓	✓ subject to collective bargaining
4	Growth, Work Load Measure Reduction, Negative Growth	✓	✓	✓	✓
5	Categorical Augmentation/Reduction	✓	✓	✓	
6	General Fund Matching Requirement	✓	✓	✓	
7	Apprenticeship	✓	✓		
8	In-Kind Contribution	✓	✓	✓	
9	Indirect Cost	✓	✓		✓
10	Lottery				
	- Unrestricted (abate cost of utilities)	✓	✓	✓	
	- Restricted-Proposition 20	✓	✓		
11	Instructional Equipment Matches (3:1)	✓	✓		✓ and will have chargeback to site proportionally

12	Scheduled Maintenance Matches (1:1)	✓	✓	✓	✓ and will have chargeback to site proportionally
13	Part time Faculty Compensation Funding	✓	✓		✓ subject to collective bargaining
14	State Mandated Cost				✓
Local Revenue- (88XX)					
1	Contributions	✓	✓	✓	
2	Fundraising	✓	✓	✓	
3	Proceed of Sales	✓	✓	✓	
4	Health Services Fees	✓	✓		
5	Rents and Leases	✓	✓	✓	
6	Enrollment Fees	✓	✓		
7	Non-Resident Tuition	✓	✓		
8	Student ID and ASB Fees	✓	✓		
9	Parking Fees				✓

Rancho Santiago Community College District

Budget Allocation Model Based on SB 361

Appendix A – Definition of Terms

AB 1725 – Comprehensive California community college reform legislation passed in 1988, that covers community college mission, governance, finance, employment, accountability, staff diversity and staff development.

Accreditation – The review of the quality of higher education institutions and programs by an association comprised of institutional representatives. The Accrediting Commission for Community and Junior Colleges (ACCJC) of the Western Association of Schools and Colleges (WASC) accredits California's community colleges.

Apportionments – Allocations of state or federal aid, local taxes, or other monies among school districts or other governmental units. The district's base revenue provides most of the district's revenue. The state general apportionment is equal to the base revenue less budgeted property taxes and student fees. There are other smaller apportionments for programs such as apprenticeship and EOPS.

Augmentation – An increased appropriation of budget for an intended purpose.

Bank Leave – Faculty have the option to “bank” their beyond contract teaching load instead of getting paid during that semester. They can later request a leave of absence using the banked LHE.

BAM – Budget Allocation Model.

BAPR – Budget and Planning Review Committee.

Base FTES – The amount of funded actual FTES from the prior year becomes the base FTES for the following year. For the tentative budget preparation, the prior year P1 will be used. For the proposed adopted budget, the prior year P2 will be used. At the annual certification at the end of February, an adjustment to actual will be made.

Budget Center – The three Budget Centers of the district are Santa Ana College, Santiago Canyon College and the District Operations.

Budget Stabilization Fund – The portion of the district's ending fund balance, in excess of the 5% reserve, budget center carryovers and any restricted balances, used for one-time needs in the subsequent year.

Cap – An enrollment limit beyond which districts do not receive funds for additional students.

Capital Outlay – Capital outlay expenditures are those that result in the acquisition of, or addition to, fixed assets. They are expenditures for land or existing buildings, improvement of sites, construction of buildings, additions to buildings, remodeling of buildings, or initial or additional equipment. Construction-related salaries and expenses are included.

Categorical Funds – Money from the state or federal government granted to qualifying districts for special programs, such as Matriculation or Vocational Education. Expenditure of categorical funds is restricted to the fund's particular purpose. The funds are granted to districts in addition to their general apportionment.

Center – An off-campus site administered by a parent college that offers programs leading to certificates or degrees that are conferred by the parent institution. The district centers are Centennial Education Center and Orange Education Center.

COLA – Cost of Living Adjustment allocated from the state calculated by a change in the Consumer Price Index (CPI).

Defund – Permanently eliminating a position and related cost from the budget.

Fifty Percent Law (50% Law) – Section 84362 of the Education Code, commonly known as the Fifty Percent Law, requires each community college district to spend at least half of its “current expense of education” each fiscal year on the “salaries of classroom instructors.” Salaries include benefits and the salaries of instructional aides.

Fiscal Year – Twelve calendar months; in California, it is the period beginning July 1 and ending June 30. Some special projects use a fiscal year beginning October 1 and ending September 30, which is consistent with the federal government’s fiscal year.

FON – Faculty Obligation Number, the number of full time faculty the district is required to employ as set forth in title 5, section 53308.

FRC – Fiscal Resources Committee.

FTES – Full Time Equivalent Students. The number of students in attendance as determined by actual count for each class hour of attendance or by prescribed census periods. Every 525 hours of actual attendance counts as one FTES. The number 525 is derived from the fact that 175 days of instruction are required each year, and students attending classes three hours per day for 175 days will be in attendance for 525 hours. That is, three times 175 equals 525.

Fund 11 – The unrestricted general fund used to account for ongoing revenue and expenditures.

Fund 12 – The restricted general fund used to account for categorical and special projects.

Fund 13 – The unrestricted general fund used to account for unrestricted carryovers and one-time revenues and expenses.

Growth – Funds provided in the state budget to support the enrollment of additional FTE students.

In-Kind Contributions – Project-specific contributions of a service or a product provided by the organization or a third-party where the cost cannot be tracked back to a cash transaction which, if allowable by a particular grant, can be used to meet matching requirements if properly documented. In-kind expenses generally involve donated labor or other expense.

Indirect Cost – Indirect costs are district-wide, general management costs (i.e., activities for the direction and control of the district as a whole) which would be very difficult to be charged directly to a particular project. General management costs consist of administrative activities necessary for the general operation of the agency, such as accounting, budgeting, payroll preparation, personnel services, purchasing, and centralized data processing. An indirect cost rate is the percentage of an district’s indirect costs to its direct costs and is a standardized method of charging individual programs for their share of indirect costs.

LHE – Lecture Hour Equivalent. The standard instructional work week for faculty is fifteen (15) LHE of classroom assignments, fifteen (15) hours of preparation, five (5) office hours, and five (5) hours of institutional service. The normal teaching load for faculty is thirty (30) LHE per school year.

Mandated Costs – District expenses which occur because of federal or state laws, decisions of federal or state courts, federal or state administrative regulations, or initiative measures.

Modification – The act of changing something.

POE – Planning and Organizational Effectiveness Committee.

Proposition 98 – Proposition 98 refers to an initiative constitutional amendment adopted by California’s voters at the November 1988 general election which created a minimum funding guarantee for K-14 education and also required that schools receive a portion of state revenues that exceed the state’s appropriations limit.

Reserves – Funds set aside to provide for estimated future expenditures or deficits, for working capital, economic uncertainty, or for other purposes. Districts that have less than a 5% reserve are subject to a fiscal ‘watch’ to monitor their financial condition.

SB 361 – The New Community College Funding Model (Senate Bill 361), effective October 1, 2006, includes funding base allocations depending on the number of FTES served, credit FTES funded at an equalized rate, noncredit FTES funded at an equalized rate, and enhanced noncredit FTES funded at an equalized rate. The intent of the formula is to provide a more equitable allocation of system wide resources, and to eliminate the complexities of the previous Program Based Funding model while still retaining focus on the primary component of that model, instruction. In addition, the formula provides base operational allocations for colleges and centers scaled for size.

Seventy-five/twenty-five (75/25) – Refers to policy enacted as part of AB 1725 that sets 75 percent of the hours of credit instruction as a goal for classes to be taught by full-time faculty.

Target FTES – The estimated amount of agreed upon FTES the district or college anticipates the opportunity to earn growth/restoration funding during a fiscal year.

Title 5 – The portion of the California Code of Regulations containing regulations adopted by the Board of Governors which are applicable to community college districts.

1300 accounts – Object Codes 13XX designated to account for part time teaching and beyond contract salary cost.

7200 Transfers – Intrafund transfers made between the restricted and unrestricted general fund to close a categorical or other special project at the end of the fiscal year or term of the project.

Rancho Santiago Community College District

Sound Fiscal Management Self-Assessment Checklist 2014/2015

1. Deficit Spending - Is this area acceptable? **NO**

Is the district spending within their revenue budget in the current year? **No**

The district had budgeted deficit spending (current year expenditures exceeding current year revenue) of its Budget Stabilization Fund in 2011/12 of \$8.3 million (with an actual spend down of \$3 million) and deficit spending in the adopted budget for 2012/13 of \$7.2 million (with an actual spend down of \$5.7 million). The adopted budget for 2013/14 planned to utilize the Budget Stabilization Fund by an additional \$2.7 million (with an actual spend down of \$10.3 million). The adopted budget for 2014/15 estimates an additional spend down of \$5.8 million. Once one-time budget stabilization funds are exhausted, reductions in unrestricted ongoing costs will be necessary to bring costs in line with revenue.

Has the district controlled deficit spending over multiple years? **Yes, in years prior to 2011/12.**

Is deficit spending addressed by fund balance, ongoing revenue increases, or expenditure reductions? **Currently addressed using one-time funding through the Budget Stabilization Fund.**

Are district revenue estimates based upon past history? **Reserve estimates are based on a number of factors including State Chancellor's Office and Department of Finance estimates and local revenue estimates which are evaluated each year.**

Does the district automatically build in growth revenue estimates? **No, FTES growth opportunities must be carefully considered before the revenue is budgeted.**

2. Fund Balance – Is this area acceptable? **YES**

Is the district's fund balance stable or consistently increasing? **Yes, other than the deficit spending of Budget Stabilization Funds in 2011/12 through 2014/15.**

Is the fund balance increasing due to on-going revenue increases and/or expenditure reductions? **No.**

3. Enrollment - Is this area acceptable? **YES**

Has the district's enrollment been increasing or stable for multiple years? **Overall, enrollment has grown the last two years and additional growth has been planned for 2014/15. However, in 2013/14 the district planned for 2.63% growth (1% over the statewide growth opportunity of 1.63%), but only generated growth of 1.57%.**

Are the district's enrollment projections updated at least semiannually? **No.**

Are staffing adjustments consistent with the enrollment trends? **Campuses and centers manage enrollment trends and staffing.**

Does the district analyze enrollment and full time equivalent students (FTES) data? **The district office prepares 320 reports to the State Chancellor's Office. The campuses manage and analyze enrollment and FTES data.**

Does the district track historical data to establish future trends between P-1 and annual for projection purposes? **The district prepares FTES information in spreadsheets for the colleges to utilize.**

Has the district avoided stabilization funding? **No.**

4. Unrestricted General Fund Balance – Is this area acceptable? **YES**

Is the district's unrestricted general fund balance consistently maintained at or above the recommended minimum prudent level (5% of the total unrestricted general fund expenditures)? **Yes, the unrestricted ending fund balance has not been below 8% since 2006/07.**

Is the district's unrestricted fund balance maintained throughout the year? **Yes, although Budget Stabilization Funds are temporarily being used to offset the current year budgeted deficit spending.**

5. Cash Flow Borrowing - Is this area acceptable? YES

Can the district manage its cash flow without interfund borrowing? **Yes. Currently the district is managing its cash flow without the need for interfund borrowing.**

Is the district repaying TRANS and/or borrowed funds within the required statutory period? **N/A**

6. Bargaining Agreements - Is this area acceptable? NO/YES

Has the district settled bargaining agreements within new revenue sources during the past three years? **No, salary and benefit increases have been negotiated even though expenditures exceed revenues. The faculty collective bargaining agreement includes a 9th place ranking formula.**

Did the district conduct a pre-settlement analysis identifying an ongoing revenue source to support the agreement? **Fiscal Services prepared a total compensation cost analysis after the negotiated settlement; however no ongoing revenue source could be identified to cover the additional ongoing salary and benefits costs. One-time Budget Stabilization Funds are being utilized to offset this ongoing cost increase.**

Did the district correctly identify the related costs? **Both the salary and related benefits costs were identified after the settlement.**

Did the district address budget reductions necessary to sustain the total compensation increase? **One-time Budget Stabilization Funds are being utilized to offset this ongoing cost increase. Future reductions will be necessary without additional revenue sources.**

7. Unrestricted General Fund Staffing - Is this area acceptable? NO

Is the district ensuring it is not using one-time funds to pay for permanent staff or other ongoing expenses? **No, however the district continues to transition to a new budget model. In 2012/13 the district established a new fund (Fund 13) to account for one-time, and carryover unrestricted general funds separately from Fund 11. Fund 11 will account for ongoing unrestricted general funds to balance current year revenues with current year expenses. As the 2014/15 adopted budget calls for deficit spending at this time, one-time funds are being used for ongoing costs.**

Is the percentage of district general fund budget allocated to salaries and benefits at or less than the statewide average (i.e. the statewide average for 2003-04 is 85%)? **No. The 2014/15 adopted budget shows 86%.**

8. Internal Controls - Is this area acceptable? YES

Does the district have adequate internal controls to insure the integrity of the general ledger? **Yes.**

Does the district have adequate internal controls to safeguard the district's assets? **Yes.**

Both of these are evidenced by unqualified audit opinions with no material weaknesses or significant deficiencies noted recently, with only minor federal and state compliance issues noted.

9. Management Information Systems - Is this area acceptable? YES

Is the district data accurate and timely? **Yes.**

Are the county and state reports filed in a timely manner? **Yes.**

Are key fiscal reports readily available and understandable? **Yes.**

10. Position Control – Is this area acceptable? NO

Is position control integrated with payroll? **No. The district is currently in process of creating and programming a position control system. Phase I went live in 2012/13 and includes only a salary encumbrance system for full- and part-time staff salaries. Phase II will include encumbrances for benefits costs. A future phase will directly tie total compensation of positions to budget.**

Does the district control unauthorized hiring? **Human Resources processes all hiring in accordance with board policies and procedures.**

Does the district have controls over part-time academic staff hiring? **Human Resources processes all hiring in accordance with board policies and procedures.**

11. Budget Monitoring - Is this area acceptable? YES

Is there sufficient consideration to the budget, related to long-term bargaining agreements? **The district is implementing three and five year Multi-Year Projection models (MYP) for use in collective bargaining and budget preparation.**

Are budget revisions completed in a timely manner? **Yes, monthly.**

Does the district openly discuss the impact of budget revisions at the board level? **Budget updates are presented to and discussed with the Board of Trustees at regularly scheduled public meetings.**

Are budget revisions made or confirmed by the board in a timely manner after the collective bargaining agreements are ratified? **Yes.**

Has the district's long-term debt decreased from the prior fiscal year? **Yes.**

Has the district identified the repayment sources for the long-term debt? **The district's budget assumptions include funding the OPEB liability at 1% of salaries plus \$500,000 each year. In 2011/12, 2012/13 and 2013/14, the district contributed the full Annual Required Contribution (ARC).**

Does the district compile annualized revenue and expenditure projections throughout the year? **Yes, district Fiscal Services does make projections throughout the year. In the new revenue allocation budget model, it is imperative for the colleges to do their own frequent projections as well.**

12. Retiree Health Benefits - Is this area acceptable? YES

Has the district completed an actuarial calculation to determine the unfunded liability? **Yes, the district contracts for a new actuarial study every other year. The most recent report is as of February 1, 2014.**

Does the district have a plan for addressing the retiree benefits liabilities? **Although the district's budget assumptions call for funding the OPEB liability at 1% of salaries plus \$500,000 each year, this does not fund the full Annual Required Contribution (ARC). The district has taken significant steps toward funding this long-term liability by contributing additional funds to the Retiree Benefits Fund, although this still poses a large burden on future budgets, primarily the annual premium cost increases for lifetime health benefits.**

13. Leadership/Stability - Is this area acceptable? YES

Has the district experienced recent turnover in its management team (including the Chief Executive Officer, Chief Business Officer, and Board of Trustees)? **No.**

14. District Liability – Is this area acceptable? YES

Has the district performed the proper legal analysis regarding potential lawsuits that may require the district to maintain increased reserve levels? **Yes. The district belongs to Joint Powers Authority (JPA) for property and liability insurance, which helps analyze and monitor liability.**

Has the district set up contingent liabilities for anticipated settlements, legal fees, etc? **Yes.**

15. Reporting – Is this area acceptable? YES

Has the district filed the annual audit report with the System Office on a timely basis? **Yes.**

Has the district taken appropriate actions to address material findings cited in their annual audit report? **Yes, the district takes audit findings seriously and promptly corrects any issues.**

Has the district met the requirements of the 50 percent law? **Yes, to date the district is slightly above 50%.**

Have the Quarterly Financial Status Reports (CCFS-311Q), Annual Financial and Budget Reports (CCFS-311), and Apportionment Attendance Reports (CCFS-320) been submitted to the System Office on or before the stated deadlines? **Yes.**

Rancho Santiago Community College District
Adopted Budget
2014-15

Budget Allocation Model
FTES Credit vs. Non-Credit Breakdown

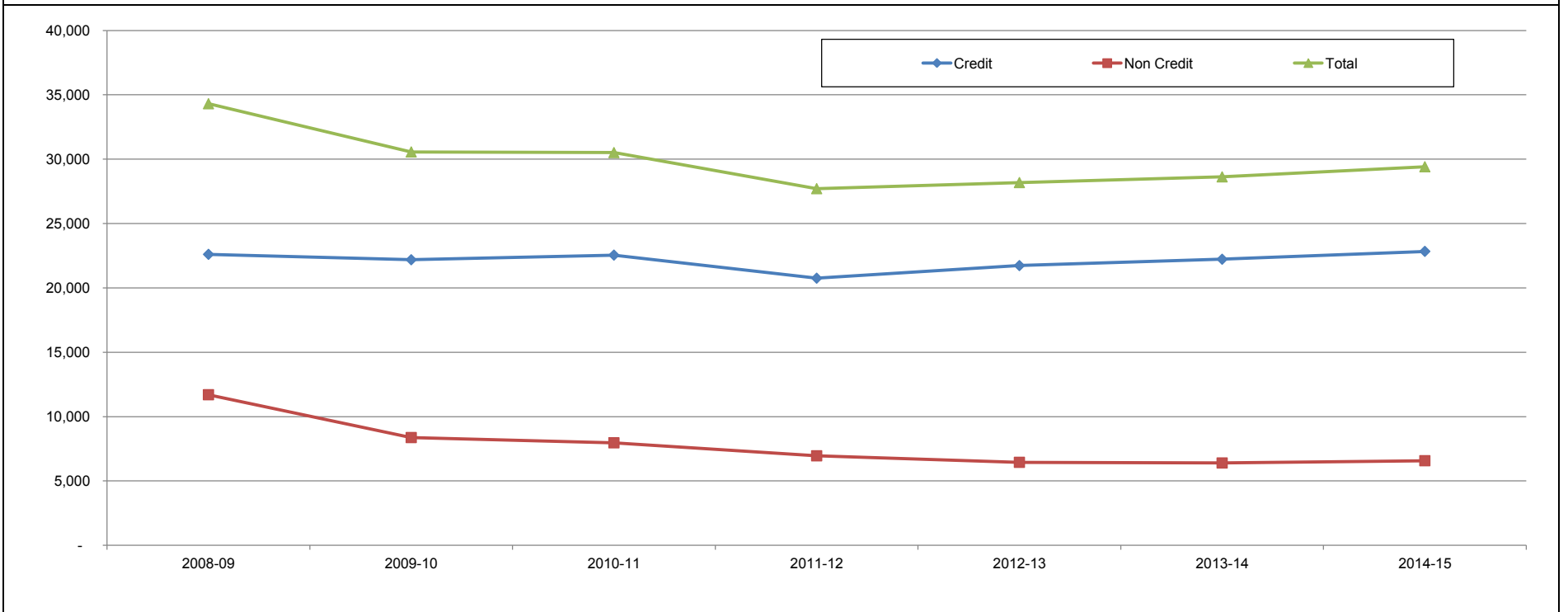
<u>Full-Time Equivalent Students</u>	Santa Ana College		Santiago Canyon College		Total FTES
	FTES	%	FTES	%	
2013/14 Annual					
Credit	15,437	69.45%	6,791	30.55%	22,228
Non-Credit	4,593	71.77%	1,807	28.23%	6,400
Total	<u>20,030</u>	<u>69.97%</u>	<u>8,598</u>	<u>30.03%</u>	<u>28,628</u>
2014/15 Projected					
Credit	15,862	69.45%	6,977	30.55%	22,839
Non-Credit	4,719	71.77%	1,857	28.23%	6,576
Total	<u>20,581</u>	<u>69.97%</u>	<u>8,834</u>	<u>30.03%</u>	<u>29,415</u>

Expenditures by Major Object (2 Colleges Only) (Fund 11)

<u>Expenditures by Object</u>	Santa Ana College		Santiago Canyon College		Adopted Budget
	\$	%	\$	%	
1000 Academic Salaries	\$39,430,367	70.40%	\$16,574,931	29.60%	\$56,005,298
2000 Classified Salaries	\$12,574,848	67.28%	\$6,116,439	32.72%	18,691,287
3000 Employee Benefits	\$17,316,679	68.74%	\$7,873,252	31.26%	25,189,931
4000 Books and Supplies	\$631,309	79.20%	\$165,788	20.80%	797,097
5000 Services and Other Operating Expenses	\$4,830,555	62.26%	\$2,928,348	37.74%	7,758,903
6000 Sites, Buildings, Books, and Equipment	\$84,253	59.36%	\$57,688	40.64%	141,941
7000 Other Outgo and Contingencies	\$0	0.00%	\$236,858	100.00%	236,858
Total Expenditures	<u>\$74,868,011</u>	<u>68.80%</u>	<u>\$33,953,304</u>	<u>31.20%</u>	<u>\$108,821,315</u>

Rancho Santiago Community College District
Adopted Budget
2014-15

Recap of Full-Time Equivalent Students																					
	2008-09		2009-10		change	2010-11		change	2011-12		change	2012-13		change	2013-14		change	2014-15		change	
	Actual		Actual		FTES	Actual		FTES	Actual		FTES	Actual		FTES	Actual		FTES	Targets		FTES	
SAC																					
Credit	15,888		15,780			16,107			14,494			15,375			15,437			15,862			
Non-Credit	8,582		5,909			5,610			4,926			4,558			4,593			4,719			
Total	24,470	71.32%	21,689	70.96%	-11.36%	21,717	71.17%	0.13%	19,420	70.08%	-10.58%	19,933	70.72%	2.64%	20,030	69.97%	0.49%	20,581	69.97%	2.75%	
SCC																					
Credit	6,720		6,409			6,441			6,261			6,359			6,791			6,977			
Non-Credit	3,120		2,466			2,357			2,030			1,893			1,807			1,857			
Total	9,840	28.68%	8,875	29.04%	-9.81%	8,798	28.83%	-0.87%	8,291	29.92%	-5.76%	8,252	29.28%	-0.47%	8,598	30.03%	4.19%	8,834	30.03%	2.75%	
Total																					
Credit	22,608		22,189			22,548			20,755			21,734			22,228			22,839			
Non-Credit	11,702		8,375			7,967			6,956			6,451			6,400			6,576			
Total	34,310	100.00%	30,564	100.00%	-10.92%	30,515	100.00%	-0.16%	27,711	100.00%	-9.19%	28,185	100.00%	1.71%	28,628	100.00%	1.57%	29,415	100.00%	2.75%	



Rancho Santiago Community College District
Adopted Budget
2014-15

Compliance with the 50% Law

Education Code Section 84362 requires community college districts to expend 50% of the district’s Current Expense of Education (CEE) on the salaries and fringe benefits of classroom instructors.

The “Current Expense of Education” (CEE) includes the General Fund operating expenditures excluding expenditures for food services, community services, capital (except equipment replacement), auxiliary services and other costs specifically excluded by law.

The “Salaries for Classroom Instructors” includes the salaries and fringe benefits for classroom instructors and instructional aides (full-time and part-time).

This table recaps the district’s 50% computation for the fiscal years 1991-92 through 2013-14 (expressed as a percentage).

<u>Fiscal Year</u>	<u>50% Computation</u>
1991-92	51.57
1992-93	52.08
1993-94	54.69
1994-95	55.58
1995-96	53.95
1996-97	53.70
1997-98	53.85
1998-99	52.89
1999-00	52.47
2000-01	52.03
2001-02	50.35
2002-03	57.51
2003-04	55.20
2004-05	50.12
2005-06	50.28
2006-07	50.24
2007-08	51.16
2008-09	50.89
2009-10	50.46
2010-11	50.54
2011-12	50.18
2012-13	50.09
2013-14	50.18

Rancho Santiago Community College District
Adopted Budget
2014-15

Cost-of-Living Adjustment

The Cost-of-Living Adjustment (COLA) is a reflection of the percentage change of the Implicit Price Deflator for state and local government purchases of goods and services for the United States, as published by the United States Department of Commerce. Although a COLA is specified in statute for the system, the recent history of the community colleges clearly demonstrates that during the recession of the early 1990's no COLA was received for three consecutive years, and in the most recent recession beginning in late 2007, no COLA was funded for five consecutive years. Over 40% of the last 22 years provided no COLA.

California Community Colleges COLA History Since 1992-93

<u>Fiscal Year</u>	<u>Statutory</u>	<u>Funded COLA</u>	<u>Negotiated COLA</u>
1992-93	2.18	0.00	0.000
1993-94	2.05	0.00	2.530
1994-95	1.99	0.00	0.000
1995-96	3.07	3.07	3.070
1996-97	3.06	3.06	5.750
1997-98	2.97	2.97	2.790
1998-99	2.26	2.26	3.260
1999-00	1.41	1.41	1.520
2000-01	3.17	4.17	6.900
2001-02	3.87	3.87	4.260
2002-03	1.66	2.00	3.750
2003-04	1.86	0.00	0.000
2004-05	2.41	2.41	0.000
2005-06	4.23	4.23	4.000
2006-07	5.92	5.92	4.000
2007-08	4.53	4.53	5.000
2008-09	5.66	0.00	0.000
2009-10	5.02	0.00	0.000
2010-11	(0.38)	0.00	0.000
2011-12	2.24	0.00	1.053
2012-13	3.24	0.00	1.000
2013-14	1.57	1.57	1.570
2014-15	0.85	0.85	unknown

Budget Year: 2014-2015

District ID:

Name: Rancho Santiago CCD

Activity Classification	Activity Code	Unrestricted			
EPA Proceeds:	8630	21,783,177			
Activity Classification	Activity Code	Salaries and Benefits (1000 - 3000)	Operating Expenses (4000 - 5000)	Capital Outlay (6000)	Total
Instructional Activities	0100-5900	21,783,177			21,783,177
Other Support Activities (list below)	6XXX				
Total Expenditures for EPA*		21,783,177	0	0	21,783,177
Revenues less Expenditures					0
*Total Expenditures for EPA may not include Administrator Salaries and Benefits or other administrative costs.					

Proposition 30, The Schools and Local Public Safety Protection Act of 2012 passed in November 2012. This proposition temporarily raises the sales and use tax by .25 cents for four years and raises the income tax rate for high income earners (\$250,000 for individuals and \$500,000 for couples) for seven years to provide continuing funding for local school districts and community colleges. The Education Protection Account (EPA) is created in the General Fund to receive and disburse these temporary tax revenues.

Districts have sole authority to determine how the moneys received from the EPA are spent, provided that the governing board makes these spending determinations in open session of a public meeting of the governing board. Each entity receiving funds must annually publish on its Internet web site an accounting of how much money was received from the EPA and how that money was spent. Additionally, the annual independent financial and compliance auditors ascertain and verify whether the funds provided from the EPA have been properly disbursed and expended as required by law. Expenses incurred to comply with these additional auditing requirements may be paid from the EPA.

Rancho Santiago Community College District
Adopted Budget
2014-15

Recap of Revenue and Expenses - General Fund (Combined Fund 11, 12 & 13)

The table of multi-year financial information allows a comparison of prior fiscal years to projections for the current fiscal year. The table covers the following periods: fiscal years 2007-08 through 2014-15

	Actual 07-08	Actual 08-09	% Change	Actual 09-10	% Change	Actual 10-11	% Change	Actual 11-12	% Change	Actual 12-13	% Change	Actual 13-14	% Change	Adopted Budget 14-15	% Change
Adj. Beg. Balance	24,300,813	15,687,397	-35.44%	16,867,113	7.52%	32,190,876	90.85%	47,079,378	46.25%	44,540,063	-5.39%	39,069,034	-12.28%	29,603,923	-24.23%
Revenues:															
Federal Income	10,153,980	10,575,709	4.15%	12,374,630	17.01%	12,408,972	0.28%	11,990,326	-3.37%	11,982,940	-0.06%	11,430,127	-4.61%	9,804,468	-14.22%
State Income:															
General Apportionment	89,192,625	88,971,056	-0.25%	84,219,852	-5.34%	89,269,090	6.00%	81,681,595	-8.50%	50,719,320	-37.91%	58,137,335	14.63%	58,409,737	0.47%
Lottery	4,323,575	4,258,436	-1.51%	4,639,793	8.96%	3,610,301	-22.19%	4,732,850	31.09%	3,958,881	-16.35%	4,783,708	20.83%	4,708,549	-1.57%
EPA										20,761,952	0.00%	20,419,045	-1.65%	21,783,177	6.68%
Other State	19,220,388	18,448,073	-4.02%	12,865,904	-30.26%	12,406,717	-3.57%	12,675,431	2.17%	13,798,672	8.86%	15,873,948	15.04%	25,083,088	58.01%
Total State	112,736,588	111,677,565	-0.94%	101,725,549	-8.91%	105,286,108	3.50%	99,089,876	-5.89%	89,238,825	-9.94%	99,214,036	11.18%	109,984,551	10.86%
Local Income:															
Property Taxes	41,038,655	42,297,526	3.07%	40,655,149	-3.88%	39,353,393	-3.20%	39,879,978	1.34%	48,279,423	21.06%	46,377,655	-3.94%	48,078,504	3.67%
ERAF	23,974	459,606	1817.13%	4,616,440	904.43%	2,600,754	-43.66%	(2,511,684)	-196.58%	(346,907)	-86.19%	(7,795)	-97.75%	-	-100.00%
Interest	2,251,689	493,561	-78.08%	934,152	89.27%	353,849	-62.12%	315,940	-10.71%	188,517	-40.33%	173,852	-7.78%	120,000	-30.98%
Enrollment Fees	5,985,633	5,210,027	-12.96%	7,043,658	35.19%	6,248,695	-11.29%	7,588,394	21.44%	8,621,927	13.62%	8,423,979	-2.30%	7,854,253	-6.76%
Non-resident Tuition	2,571,472	2,686,602	4.48%	2,576,914	-4.08%	1,971,055	-23.51%	1,616,463	-17.99%	1,495,417	-7.49%	1,520,765	1.70%	1,500,000	-1.37%
Other Local	2,534,648	3,100,530	22.33%	3,251,065	4.86%	2,870,211	-11.71%	2,723,589	-5.11%	3,293,645	20.93%	3,528,023	7.12%	3,344,065	-5.21%
Total Local	54,406,071	54,247,852	-0.29%	59,077,378	8.90%	53,397,957	-9.61%	49,612,680	-7.09%	61,532,022	24.02%	60,016,479	-2.46%	60,896,822	1.47%
Transfers/Others	24,803	16,237	-34.53%	18,428	13.49%	17,279	-6.24%	41,176	138.30%	26,187	-36.40%	94,487	260.82%	5,000	-94.71%
Total Revenues	177,321,442	176,517,363	-0.45%	173,195,985	-1.88%	171,110,316	-1.20%	160,734,058	-6.06%	162,779,974	1.27%	170,755,129	4.90%	180,690,841	5.82%
Total Available	201,622,255	192,204,760	-4.67%	190,063,098	-1.11%	203,301,192	6.97%	207,813,436	2.22%	207,320,037	-0.24%	209,824,163	1.21%	210,294,764	0.22%
Expenditures:															
Academic Salaries	72,841,797	68,289,247	-6.25%	61,398,378	-10.09%	60,834,168	-0.92%	60,223,279	-1.00%	60,876,240	1.08%	65,736,333	7.98%	63,510,337	-3.39%
Classified Salaries	44,900,699	43,352,135	-3.45%	36,992,259	-14.67%	35,215,305	-4.80%	36,201,050	2.80%	36,398,291	0.54%	38,148,246	4.81%	41,498,307	8.78%
Employee Benefits	33,781,934	33,833,185	0.15%	32,190,311	-4.86%	34,326,565	6.64%	39,578,475	15.30%	40,462,677	2.23%	38,262,261	-5.44%	43,797,209	14.47%
Supplies & Materials	2,981,957	2,359,885	-20.86%	1,986,601	-15.82%	2,451,654	23.41%	2,116,044	-13.69%	2,226,077	5.20%	2,327,928	4.58%	3,679,595	58.06%
Other Operating	24,052,263	23,107,916	-3.93%	20,111,331	-12.97%	18,451,139	-8.26%	19,283,667	4.51%	18,741,928	-2.81%	20,330,997	8.48%	28,015,279	37.80%
Capital Outlay	3,584,724	2,197,807	-38.69%	2,947,418	34.11%	2,885,151	-2.11%	2,900,442	0.53%	5,440,462	87.57%	5,392,060	-0.89%	2,601,951	-51.74%
Transfers	3,791,484	2,197,472	-42.04%	2,245,924	2.20%	2,057,832	-8.37%	2,757,844	34.02%	4,105,328	48.86%	10,022,415	144.13%	1,893,273	-81.11%
Total Expenditures	185,934,858	175,337,647	-5.70%	157,872,222	-9.96%	156,221,814	-1.05%	163,060,801	4.38%	168,251,003	3.18%	180,220,240	7.11%	184,995,951	2.65%
Ending Balance	15,687,397	16,867,113	7.52%	32,190,876	90.85%	47,079,378	46.25%	44,752,635	-4.94%	39,069,034	-12.70%	29,603,923	-24.23%	25,298,813	-14.54%
Adjustment to Beginning Balance	-	-		-		-	(212,572)		-		-	-	-	-	
Adjusted Beginning Fund Balance	15,687,397	16,867,113		32,190,876		47,079,378		44,540,063		39,069,034		29,603,923		25,298,813	
Ending Balance (% of Exp)	8.44%	9.62%		20.39%		30.14%		27.32%		23.22%		16.43%		13.68%	

Ending Balance is for both restricted and unrestricted general fund
5% reserve was set for unrestricted general fund only

Rancho Santiago Community College District
Adopted Budget
2014-15

Recap of Revenues and Expenditures
 General Fund (Combined Fund 11, 12 & 13)
 2007-08 to 2014-15

