

YOUR

CALIFORNIA'S 69TH STATE ASSEMBLY DISTRICT
CONSTITUENTS



OUR STUDENTS



**Santiago
Canyon
College**



**SANTA ANA
COLLEGE**

2019



Our Mission

The mission of the Rancho Santiago Community College District is to provide quality educational programs and services that address the needs of our diverse students and communities.

Board of Trustees

- Phillip E. Yarbrough, President
- Claudia C. Alvarez, Vice President
- Zeke Hernandez, Clerk
- Arianna P. Barrios, Member
- John R. Hanna, Member
- Lawrence “Larry” R. Labrado, Member
- Nelida Mendoza, Member
- Elizabeth M. Weber, Student Trustee

District Leadership

- Raúl Rodríguez, Ph.D., Chancellor
- Peter Hardash, Vice Chancellor, Business Operations and Fiscal Services
- Enrique Perez, J.D., Vice Chancellor Educational Services
- Tracie Green, Vice Chancellor, Human Resources
- Linda Rose, Ed.D., SAC President
- John Hernandez, Ph.D., SCC President

In the heart of Orange County lies Rancho Santiago Community College District, home of one of the state’s oldest community colleges, Santa Ana College, and also one of its newest, Santiago Canyon College.

Both colleges provide education for academic transfer and careers, courses for personal and professional development, and customized training for business and industry.

In addition to Santa Ana College and Santiago Canyon College campuses, the district’s facilities include the Centennial and Orange Continuing Education Centers, the Digital Media Center, Joint Powers Fire Training Center, the Orange County Sheriff's Regional Training Academy, the College and Workforce Preparation Center, and the District Operations Center.



Solutions for Business

The RSCCD district is an active partner with Orange County businesses and industries to expand the knowledge base for increased competitiveness and an improved quality of life for all residents.

Through its economic and workforce development programs, the college district delivers proven instructional services that yield workforce improvements.

Investing in Economic Growth and Global Competitiveness

To compete in today's economy, a company's workforce must be dynamic, efficient, and flexible. Technology has raised the skill level required for nearly all occupations. Employers are finding significant skill gaps that hinder the performance of their workforce.

Sometimes the solutions are simple and straightforward. Other times, the causes of the problems are less clear. Before spending unnecessary funds on training that may or may not cure the problem, some employers choose to utilize a performance consultant to ensure that the proper training is being sought and that the training is transferred to improved on-the-job performance.

- The college district serves a population of more than 700,000 residents and encompasses 24 percent of Orange County's total area (193 square miles).
- The district offers educational programs in seven locations accounting for 1,130,456 square feet (not including any leased instructional space).
- The district serves 39,269 students in our college credit program.
- Continuing education courses are a substantial part of the college district's commitment to the community. In fall 2018, 14,419 students enrolled in these college preparation and career enhancing courses.
- RSCCD has become a regional leader in Career Technical Education enabling the district to develop stronger relationships with industry.

SEE MORE OF RSCCD

 <http://www.twitter.com/>
 www.rsccd.edu



Workforce Development

Our mission is to develop an employee's skills and knowledge that can help a company achieve the full potential of its human resources to reach its goals.

One of RSCCD's missions is to help local businesses meet their goals by providing convenient, affordable employee training solutions.

We create tailored programs that fit our business clients' needs. Whether your company needs employee training, employee skills assessments, outplacement assistance, or other human resources management assistance, we can help your company in attaining the highest levels of employee performance and productivity.



TAXPAYERS' INVESTMENT

The Economic Value of Rancho Santiago Community College District | July 2018

Students and society as a whole enjoy a range of benefits due to their educational investment in RSCCD. A portion of these benefits accrues to state and local taxpayers in the form of higher tax receipts and a reduced demand for government-supported social services.

RSCCD INCREASES TAX REVENUE

- Approximately **99%** of RSCCD's students remain in California upon completing their educational goals. As students earn more, they pay higher taxes. Employers also pay higher taxes through their increased output and spending.
- Over the students' working lives, state and local government in California will collect a present value of **\$592 million** in the form of higher tax receipts.

RSCCD REDUCES GOVERNMENT COSTS

- RSCCD students who achieve higher levels of education are statistically less likely to have poor health habits, commit crimes, or claim welfare or unemployment benefits.
- The improved lifestyles of students result in a reduced demand for government-supported services. Better health leads to reduced health care costs. Reduced crime leads to a reduced burden on the criminal justice system. Further, increased employability leads to fewer claims for welfare and unemployment benefits.
- As a result, taxpayers in the state of California will see a present value of **\$78.5 million** in savings to government over the students' working careers.

RSCCD IS A SOLID INVESTMENT FOR STATE AND LOCAL TAXPAYERS

- In FY 2016-17, state and local taxpayers in California paid **\$205 million** to support the operations of RSCCD.
- For every \$1 of public money spent on RSCCD, taxpayers receive a cumulative return of **\$3.30** over the course of students' working lives in the form of higher tax receipts and public sector savings.
- Taxpayers see an average annual internal rate of return of **10.0%** on their investment in RSCCD. This return compares favorably with the 0.6% discount rate used by the federal government to appraise long-term investments.

SUMMARY OF THE TAXPAYER INVESTMENT



3.3
Benefit-cost ratio



10.0%
Rate of return

Your Constituents, Our Students

California's 69th State Assembly District • Rancho Santiago CCD



460,000+

Individuals living within your district.



Constituents enrolled in college credit programs at RSCCD

58,131

30,722

Constituents enroll in the FREE RSCCD Adult Basic Education Programs, such as ESL, Citizenship and Career Education.



Constituents earned 4613 associate degrees and 8728 certificates last year.

3,041

Constituents transferred to four-year institutions; local universities CSUF, CSULB and UCI were among the most popular destinations in 2017-18.



448

Constituents with verified disabilities attend RSCCD and have equal access to educational opportunities.

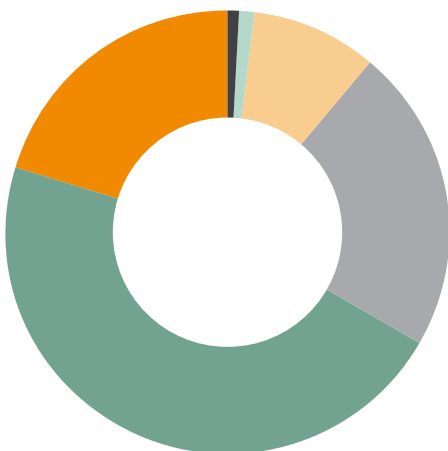
460

Veteran constituents attend RSCCD and receive help to transition from soldiers to scholars.

4,432

High school graduates attended RSCCD in their first semester after graduation.

Diverse Constituents Attending RSCCD



African American 1%

American-Indian <1%

Asian 4%


Latino 50%

White 12%

Multi-Ethnicity 17%

Other/
Not Reported 16%

4



33%

Constituents enrolled at RSCCD receive federal and state financial aid to pay for their education.

49%

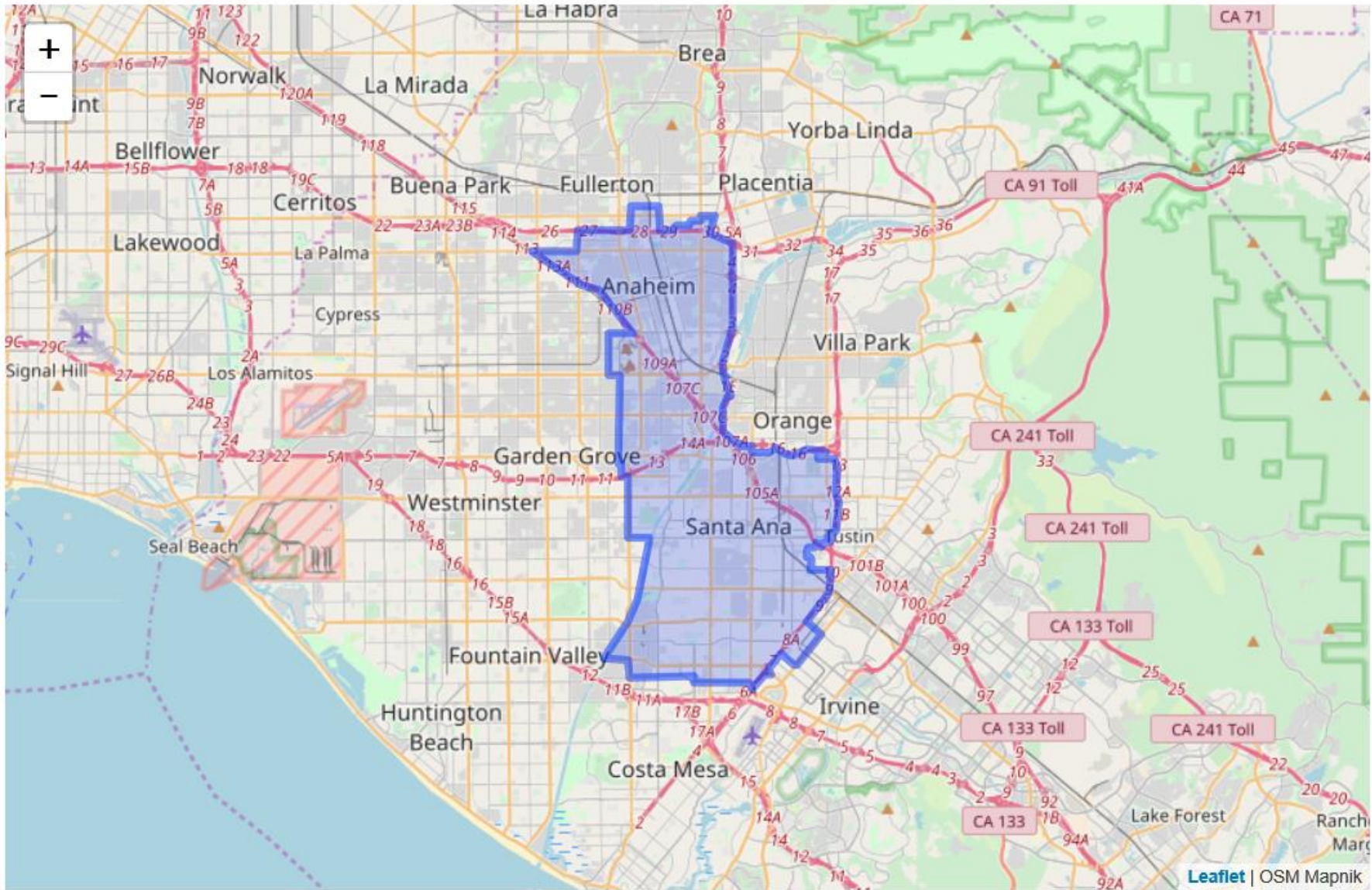
Constituents attend RSCCD on a part-time basis.



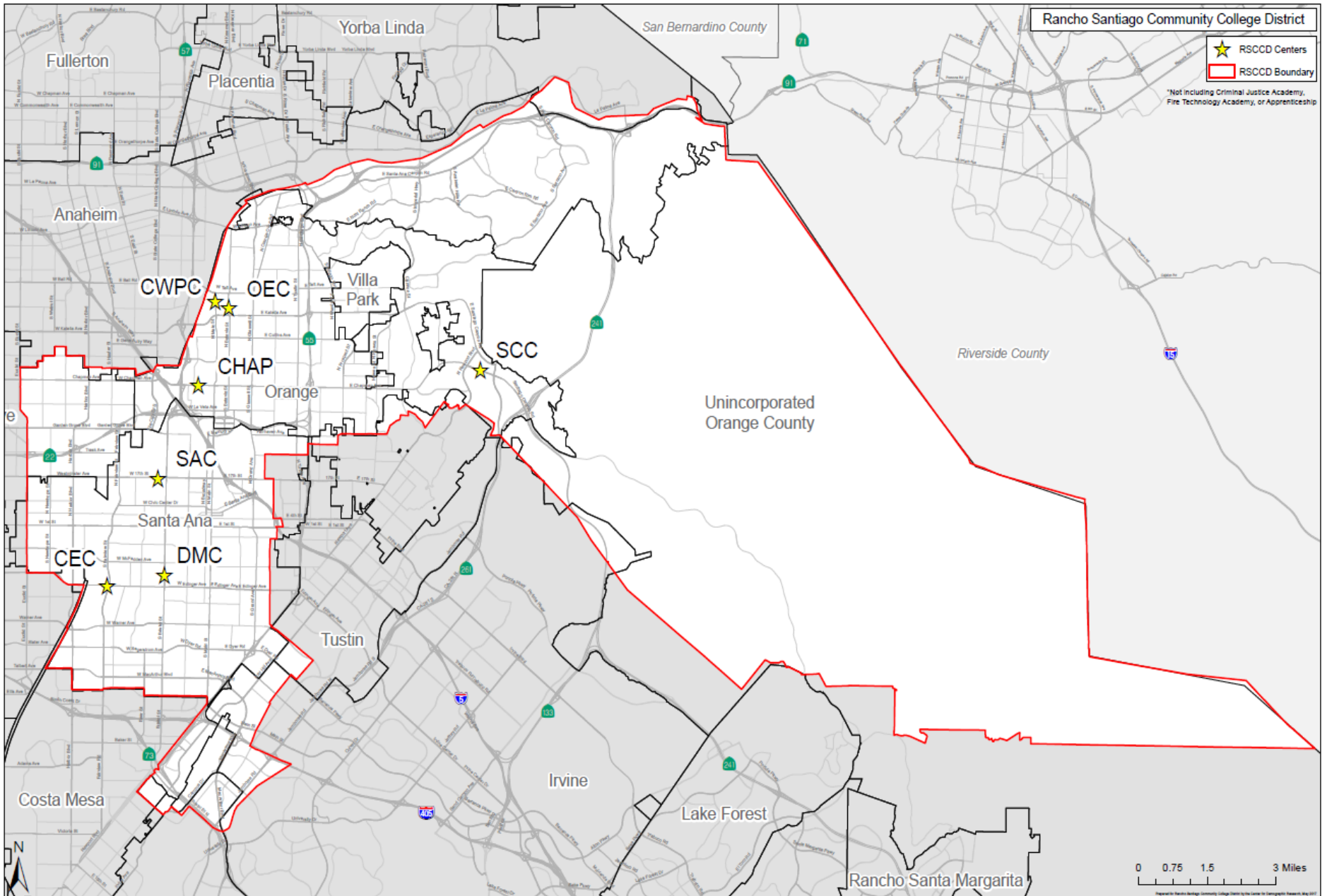
30

Average age of constituents at RSCCD.

California State Assembly, 69th District



Rancho Santiago Community College District





Leadership

Linda D. Rose, Ed.D., President
 Jeffrey N. Lamb, Ed.D., Vice President, Academic Affairs
 Vaniethia Hubbard, Ed.D., Vice President, Student Services
 James Kennedy, Ph.D., Vice President, Continuing Education
 Bart Hoffman, Ed.D., Interim Vice President, Administrative Services

Our Mission

The mission of Santa Ana College is to be a leader and partner in meeting the intellectual, cultural, technological and workforce development needs of our diverse community. Santa Ana College provides access and equity in a dynamic learning environment that prepares students for transfer, careers and lifelong intellectual pursuits in a global community.

**SEE MORE
OF SAC**



www.facebook.com/SantaAnaCollege
[www.twitter.com/Santa Ana College](http://www.twitter.com/SantaAnaCollege)



In 1915, Santa Ana Junior College opened its doors to 26 students as a department of Santa Ana High School. It was the second junior college founded in Orange County, behind Fullerton College, and the fourth oldest in all of California.

Santa Ana College (SAC) is known for its academic programs as well as top-ranked student services. Students can enroll for full semester, mini-semester (GR8 Weeks), weekend and online classes. A wide variety of courses are available in business, math and sciences, arts and humanities, and career and vocational education. SAC offers over 300 subjects leading to the associate degree in science or arts or vocational certificate of competency.

For the past six consecutive years, Santa Ana College has been recognized by [Community College Week](#) as one of the top associate degree producers nationally for minority students. The college is ranked 20th among the top 100 associate degree producers for “total minority” students in the nation.



PERSONALIZED SERVICES

- Academic Talent Search
- College Preparation
- Guardian Scholars
- University Transfer Preparation
- Loaner Laptops
- Peer Mentors
- Outreach
- Santa Ana Adelante
- Scholarship Program
- Student Life
- Student Success & Equity
- Student Support Services Program
- Support for International Students
- Veterans Resources

INNOVATIVE PROGRAMS

Santa Ana College is over 100 years old, so change and innovation is a part of our DNA. Check out some of the amazing programs that set us apart.

ACADEMIC PROGRAMS

Bachelor's Degree in Occupational Studies

Santa Ana College is the only college in the area that offers a bachelor's degree in Occupational Studies. Designed for busy professionals, this program builds upon your associate's degree in Occupational Therapy Assistant with online, evening and weekend classes.

Associate Arts and Associate of Science Degrees and/or Certificates

Accounting
 American Sign Language
 Anthropology
 Art
 Automotive
 Biology
 Biotechnology
 Black Studies
 Business
 Business Applications and Technology
 Chemistry
 Chicano Studies
 Child Development
 Communication & Media Studies
 Communication Studies
 Community Social Services
 Computer Information Systems
 Computer Science
 Criminal Justice
 Dance
 Diesel Technology
 Earth Science

Economics
 Education
 Engineering
 English
 Entrepreneurship
 Ethnic Studies
 Fashion Design
 Fire Technology
 Geography
 Geology
 History
 International Business
 Kinesiology
 Law
 Liberal Arts
 Library Technology
 Management
 Manufacturing Technology
 Marketing
 Mathematics
 Medical Assistant
 Modern Languages

Music
 Nursing
 Nutrition and Dietetics
 Occupational Therapy Assistant
 Paralegal
 Pharmacy Technology
 Philosophy
 Photography
 Physics
 Political Science
 Psychology
 Science
 Social Science
 Sociology
 Speech-Language Pathology Assistant
 Television/Video Communications
 Theatre Arts
 Welding Technology
 Women's Studies

TAXPAYERS' INVESTMENT

The Economic Value of Santa Ana College | July 2018

Students and society as a whole enjoy a range of benefits due to their educational investment in SAC. A portion of these benefits accrues to state and local taxpayers in the form of higher tax receipts and a reduced demand for government-supported social services.

SAC INCREASES TAX REVENUE

- Approximately **99%** of SAC's students remain in California upon completing their educational goals. As students earn more, they pay higher taxes. Employers also pay higher taxes through their increased output and spending.
- Over the students' working lives, state and local government in California will collect a present value of **\$393.6 million** in the form of higher tax receipts.

SAC REDUCES GOVERNMENT COSTS

- SAC students who achieve higher levels of education are statistically less likely to have poor health habits, commit crimes, or claim welfare or unemployment benefits.
- The improved lifestyles of students result in a reduced demand for government-supported services. Better health leads to reduced health care costs. Reduced crime leads to a reduced burden on the criminal justice system. Further, increased employability leads to fewer claims for welfare and unemployment benefits.
- As a result, taxpayers in the state of California will see a present value of **\$54.2 million** in savings to government over the students' working careers.

SAC IS A SOLID INVESTMENT FOR STATE AND LOCAL TAXPAYERS

- In FY 2016-17, state and local taxpayers in California paid **\$138.9 million** to support the operations of SAC.
- For every \$1 of public money spent on SAC, taxpayers receive a cumulative return of **\$3.20** over the course of students' working lives in the form of higher tax receipts and public sector savings.
- Taxpayers see an average annual internal rate of return of **9.7%** on their investment in SAC. This return compares favorably with the 0.6% discount rate used by the federal government to appraise long-term investments.

SUMMARY OF THE TAXPAYER INVESTMENT



3.2
Benefit-cost ratio



9.7%
Rate of return


2017-18 FACT SHEET



Headcount Enrollment

Program Type	Fall 2017 (n = 36,543)	Spring 2018 (n = 37,821)
Noncredit	9,272	10,653
Credit	27,271	27,168
Full-time	5,704	4,744
Part-time	21,567	22,424

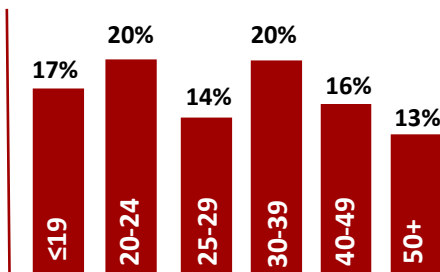
Student Ethnicity



Student Gender

Female	45%
Male	55%

Student Age



Degrees and Certificates Awarded



2,165 Associate Degrees
692 Associate Degrees for Transfer



10,040 Certificates
1,840 Noncredit Certificates

Transfers to Four-Year Universities

California University	1,122
University of California	234
Private/Out-of-State	632

Staffing

Full-time Faculty	261
Part-time Faculty	1,504
Full-time Support Staff	236
Part-time Support Staff	134
Management	37

Price per Course Unit

California Resident	\$46
Non-Resident	\$285

SEE MORE
OF SAC



www.facebook.com/SantaAnaCollege

www.twitter.com/SantaAnaCollege





Our Mission

Santiago Canyon College is an innovative learning community dedicated to intellectual and personal growth. Our purpose is to foster student success and to help students achieve these core outcomes: to learn, to act, to communicate and to think critically. We are committed to maintaining standards of excellence and providing accessible, transferable, and engaging education to a diverse community.

College Leadership

- John L. Hernandez, Ph.D., President
- Marilyn Flores, Ph.D., Vice President of Academic Affairs
- Syed Rizvi, Vice President of Student Services
- Arleen Satele, Ed.D., Vice President of Administrative Services
- Jose Vargas, Vice President of Continuing Education

In 1985, Santiago Canyon College (then called the Rancho Santiago Orange campus) opened its doors to about 2,500 students on its 82 acre campus. The college became independently accredited by the ACCJC in January of 2000.

Santiago Canyon College recent facilities improvement and expansion include a new humanities building, athletics and aquatics center, science center, library building, student services/classroom building, maintenance and operations center, parking lots and soccer and softball fields thanks to bond Measure E, passed by voters in 2002.

SEE MORE OF SCC



www.facebook.com/SantiagoCanyonCollege

www.twitter.com/SantiagoCanyon

www.sccollege.edu

8045 E. Chapman Ave. Orange, CA 92869 714.628.4900



PERSONALIZED SERVICES

- SCC engages students through a vibrant Honors Program across multiple disciplines, whose students transfer to top universities.
- Offers the most comprehensive water utility sciences program in Orange County. Graduates work at water districts and agencies throughout Southern California.
- Offers through the Community Services Program a year round educational and recreational schedule of classes to suit all ages.

- Academic Success Center
- College Preparation
- Guardian Scholars
- Math Study Hall
- Pathways to Teaching Program
- HS and Community Outreach
- Student Support Services Trio
- Upward Bound Math and Science
- Veterans Resources
- Writing Center
- Transfer Success Center

- Directs the state's largest trade's apprenticeship program providing skilled workers in the fields of carpentry, cosmetology, electricity, maintenance mechanic, operating engineer, power lineman, and surveying.

- Offers a comprehensive STEM program with dedicated counselors and a series of supplemental instruction resources including Math Study Hall (MaSH), Science Teaching and Resource (STAR) Center and a comprehensive Supplemental Instruction (SI) program.

ACADEMIC PROGRAMS

Associate Arts and Associate of Science Degrees and/or Certificates

Accounting
 American Sign Language
 Anthropology
 Apprenticeship - Carpentry
 Apprenticeship - Cosmetology
 Apprenticeship - Electricity
 Apprenticeship - Mechanic
 Apprenticeship - Operating Engineers
 Apprenticeship - Power Lineman
 Apprenticeship - Surveying
 Art
 Astronomy
 Biology
 Business
 Chemistry
 Child Development
 Communication
 Computer Information Systems

Computer Science
 Cosmetology
 Earth Sciences
 Economics
 Education
 Electrician
 English
 Gemology
 General Education (CSU)
 General Education (IGETC)
 Geography
 Geology
 History
 Kinesiology
 Liberal Arts
 Management
 Marketing
 Mathematics

Modern Foreign Languages
 Philosophy
 Physics
 Political Science
 Psychology
 Public Works
 Real Estate
 Science
 Social Science
 Sociology
 Spanish
 Survey/Mapping Sciences
 Television/Video Communications
 Water Utility Science
 Women's Studies

TAXPAYERS' INVESTMENT

The Economic Value of Santiago Canyon College | July 2018

Students and society as a whole enjoy a range of benefits due to their educational investment in SCC. A portion of these benefits accrues to state and local taxpayers in the form of higher tax receipts and a reduced demand for government-supported social services.

SCC INCREASES TAX REVENUE

- Approximately **99%** of SCC's students remain in California upon completing their educational goals. As students earn more, they pay higher taxes. Employers also pay higher taxes through their increased output and spending.
- Over the students' working lives, state and local government in California will collect a present value of **\$188.5 million** in the form of higher tax receipts.

SCC REDUCES GOVERNMENT COSTS

- SCC students who achieve higher levels of education are statistically less likely to have poor health habits, commit crimes, or claim welfare or unemployment benefits.
- The improved lifestyles of students result in a reduced demand for government-supported services. Better health leads to reduced health care costs. Reduced crime leads to a reduced burden on the criminal justice system. Further, increased employability leads to fewer claims for welfare and unemployment benefits.
- As a result, taxpayers in the state of California will see a present value of **\$24.3 million** in savings to government over the students' working careers.

SCC IS A SOLID INVESTMENT FOR STATE AND LOCAL TAXPAYERS

- In FY 2016-17, state and local taxpayers in California paid **\$66.1 million** to support the operations of SCC.
- For every \$1 of public money spent on SCC, taxpayers receive a cumulative return of **\$3.20** over the course of students' working lives in the form of higher tax receipts and public sector savings.
- Taxpayers see an average annual internal rate of return of **8.9%** on their investment in SCC. This return compares favorably with the 0.6% discount rate used by the federal government to appraise long-term investments.

SUMMARY OF THE TAXPAYER INVESTMENT



3.2
Benefit-cost ratio



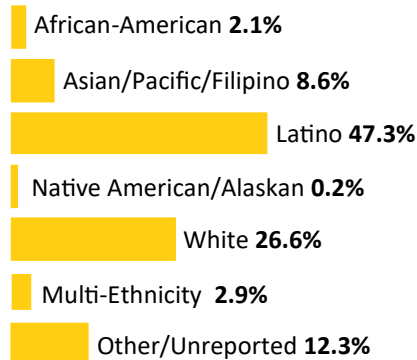
8.9%
Rate of return

2017-18 FACT SHEET

Headcount Enrollment

Program Type	Fall 2017 (n = 17,145)	Spring 2018 (n = 18,336)
Noncredit	5,146	6,345
Credit	11,999	11,991
Full-time	2,961	2,546
Part-time	9,038	9,445

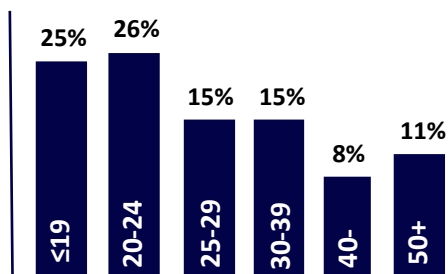
Student Ethnicity



Student Gender

Female	44%
Male	56%

Student Age



Degrees and Certificates Awarded



1,142 Associate Degrees
545 Associate Degrees for Transfer



1,372 Certificates
622 Noncredit Certificates

Transfers to Four-Year Universities

California University	806
University of California	188
Private/Out-of-State	544

Staffing

Full-time Faculty	121
Part-time Faculty	604
Full-time Support Staff	121
Part-time Support Staff	64
Management	24

Price per Course Unit

California Resident	\$46
Non-Resident	\$285

SEE MORE
OF SCC



www.facebook.com/SantiagoCanyonCollege
www.twitter.com/SantiagoCanyon

www.scccollege.edu

ORANGE COUNTY

Small Business Development Center

Economic Impact/Capital Infusion for California State Assembly 69th District, 2016-2018 (hosted by the Rancho Santiago Community College District)

As a trusted resource for launching, growing and expanding your business since 1991, the Orange County SBDC helps businesses to grow and thrive. The Orange County SBDC's services include training, access to resources, and no-charge, one-on-one, confidential consulting covering business development, operations, marketing, financing, and government and corporate contracting. Workshops, seminars, and conferences are offered on a variety of topics including access to capital, traditional and online marketing, and sales. Our dedicated team has guided small business owners and entrepreneurs to achieve success.

Orange County SBDC, an accredited member of the Association of Small Business Development Centers, is recognized by the U.S. Small Business Administration (SBA) with the Distinguished Center of Excellence Award.

	2016	2017	2018
New Businesses Created			
Bought/Started Business Milestones	5	9	5
New Businesses Created	5	9	6
Job Created (Full and Part-Time)	64	72	30
Job Retained	148	29	14
Change in Sales	\$5,930,212	\$1,169,411	\$878,250
SBA Loans, Number of	1	1	0
SBA Loans, Dollar Amount	\$60,000	\$110,000	\$0
Non-SBA Loans, Number of	0	5	4
Non-SBA Loans, Dollar Amount	\$0	\$582,500	\$175,000
Total Loans			
Number of Loans	1	6	4
Dollar Amount of Loans	\$60,000	\$692,500	\$175,000
Equity Capital			
Number of Equity Capital	15	18	11
Dollar Amount of Equity Capital	\$727,195	\$793,700	\$872,173
Total Capital (Loans + Equity)			
Number of Loans/Equity	16	24	15
Dollar Amount of Loans/Equity	\$787,195	\$1,486,200	\$1,047,173
Total Counselor Hours	796	498	633
Clients Counseled			
Total Clients Counseled	121	96	121
Number of New Clients Counseled	51	51	78
Clients Hours			
Total Client Hours	796	498	628
New Client Hours	393	279	390
Extended Engagement Clients (since prior year)	69	50	38
Long Term Clients (since prior fiscal year)	59	48	42
Total Training Events	33	30	32
Total Training Event Sessions	33	30	32
Training Attendees	1,158	717	669

California 69th State Assembly District * Rancho Santiago CCD Chambers of Commerce

Rancho Santiago Community College District and its colleges participate with all the chambers listed below to ensure we serve the many needs of our communities. We also have vested interest in chambers that have broader focus or those focusing on cultural business needs of our communities, such as those highlighted, to ensure that we serve our diverse student body.

Anaheim Chamber of Commerce

2099 S State College Blvd #650
Anaheim, CA 92806

Asian Business Association of OC

3943 Irvine Blvd, #14
Irvine, CA 92602

Orange County Black Chamber of Commerce

17891 Cartwright
Irvine, CA. 92614

Costa Mesa Chamber of Commerce

1700 Adams Ave #101
Costa Mesa, CA 92626

Filipino American Chamber of Commerce OC

1748 W. Katella Ave. Ste. 200
Orange, CA 92867

Fountain Valley Chamber of Commerce

10055 Slater Ave #250
Fountain Valley, CA 92708

Garden Grove Chamber of Commerce

12866 Main St #102
Garden Grove, CA 92840

Huntington Beach Chamber of Commerce

2134 Main St #100
Huntington Beach, CA 92648

Korean American Chamber of Commerce

9828 Garden Grove Blvd #207
Garden Grove, CA 92844

Los Alamitos Chamber-Commerce

3231 Katella Ave
Los Alamitos, CA 90720

National Hispanic Business Women's Association

2020 N. Broadway Ste 100
Santa Ana, CA 92706

North Orange County Chamber of Commerce

44 N Harbor Blvd #200
Fullerton, CA 92832

Orange Chamber of Commerce

1940 N Tustin St #107
Orange, CA 92865

Orange County Hispanic Chamber of Commerce

2130 E 4th St #160
Santa Ana, CA 92705

OC Iranian American Chamber of Commerce

30100 Town Center Dr #155
Laguna Niguel, CA 92677

Placentia Chamber of Commerce

117 N Main St
Placentia, CA 92870

Santa Ana Chamber of Commerce

1631 W Sunflower Ave C-35
Santa Ana, CA 92704

Seal Beach Chamber of Commerce

201 8th St #120
Seal Beach, CA 90740

Tustin Chamber of Commerce

700 W First St #7
Tustin, CA 92780

Vietnamese American Chamber of Commerce

16027 Brookhurst St
Fountain Valley, CA 92708

Westminster Chamber of Commerce

14491 Beach Blvd Suite B
Westminster, CA 92683

Women in International Trade – OC

3843 S Bristol St, Suite 231
Santa Ana, CA 92704