

Rancho  
Santiago  
Community  
College  
District



**Santiago Canyon College  
Graduate Student Study**

**August 2012**



# Santiago Canyon College Graduate Student Study

August 2012

## Table of Contents

---

	Page
Introduction .....	1
Graduate Respondents' Satisfaction with SCC	
Highlights .....	2
Overall Satisfaction .....	3
Support Programs and Services.....	4
Graduate Respondents Currently Enrolled in School	
Highlights .....	6
Current Enrollment.....	7
Preparation Provided by SCC.....	8
Contribution to Knowledge and Skills .....	9
Graduate Respondents Currently Employed	
Highlights .....	11
Respondents' Occupational Status .....	12
General Information About All Graduates	
Highlights .....	13
Degrees/Certificates Awarded.....	14
Demographics and Characteristics .....	15
Respondent Comments:	
Reasons Respondents Were Not Able to Graduate in Time Planned.....	17
Additional Comments Respondents Shared .....	17
Survey Instrument .....	18

## Introduction

---

At the beginning of Spring semester, the RSCCD Research Department sent a follow-up survey to every 2009-2010 SCC Associate of Arts/Sciences, Certificate and Certificate of Achievement recipient. The purposes of the survey were 1) to discover what SCC's graduates are doing one year later, and 2) to assess their overall impression of campus life while they were at Santiago Canyon College. In 2009-10 school year, SCC awarded 603 AA/AS degrees, 311 certificates and 504 CSU/IGETC certificates of achievement with an unduplicated total of 862 graduates. Subsequently, 66 AA/AS earners/certificate recipients completed their survey for an overall response rate of 8%. Analysis of this information can assist program staff to identify program needs.

The information provided by respondents is divided into four sections. The first section concentrates on those graduates who responded to the survey and who are still enrolled at any college. Here, questions are aimed at finding out which schools they are currently attending, their majors, and how well SCC prepared them for upper-division work at that particular institution.

Because many graduates of the community colleges go to work immediately after completing their educational program, it is important to find out if our graduates perceived that SCC contributed to their employment success. Section Two looks at those former students who are currently employed. They are asked their current job title, the number of hours they are working, if their job is related to their studies while they were attending SCC and, finally, how well SCC prepared them to successfully perform that job.

SCC makes many services and programs available to students in the hope of enhancing their success in college. The third section asked survey respondents if they were satisfied with the environment at SCC and to rate their satisfaction with the various services and programs.

Section Four describes demographic characteristics of all graduates (including those who did not respond to this survey), such as age, ethnicity, number of semesters it took to graduate, and a breakdown of the degree majors awarded to them at SCC.

Perhaps the most important section is the appendices. Students commented on a variety of issues, such as the quality of academic preparation, quality of services provided, and overall impression of campus environment. They told us what they were most pleased or satisfied with at SCC. However, the graduates/recipients were also very anxious to tell us what is in need of improvement. Similar comments were combined. The number of respondents who expressed that view is noted in parentheses.

The Research Department would like to thank the graduates who responded to this survey for their valuable input.

# **Graduate Respondents' Satisfaction with SCC**

## *Highlights*

---

### **Overall Satisfaction**

- Most respondents (95%) would choose to enroll at Santiago Canyon College again.
- Respondents were generally satisfied with SCC. Most of the survey respondents gave “good” or “excellent” ratings to their overall experience at SCC (85%).
- Respondents, however, were not as satisfied with “variety of classes offered” (62%).

### **Support Programs and Services**

- Most programs/services (22 of 25) listed received 80% or higher of “good” or “excellent” ratings.
- Programs such as Pathways to Teaching, EOP&S, Job Placement Center and CalWORKS received the less than half of “good” and “excellent” ratings among the list of programs.
- Some programs with large numbers of participants such as the Admissions and Records, Library and Registration also received high ratings of over 72% satisfaction.
- CalWORKS received the lowest satisfaction (30%), however the number of participating respondents is so low that we recommend review at the department level to better understand their participants' satisfaction.
- Respondents did not use many of the programs and services available to support their academic goals. About two-thirds of the programs (64%) were NOT used by even half of the respondents.

## Overall Satisfaction

While respondents were satisfied with their overall experience at SCC (85%), excellent/good ratings are down four percentage points from that of 2008-09 graduates. In fact, satisfaction reported in all categories slightly declined over the prior year report.

While the majority of respondents expressed satisfaction in all categories, general categories such as “overall experience at SCC”, “campus safety/security” and “appearance & maintenance of grounds/facilities” received higher ratings than categories such as “variety of classes offered.”

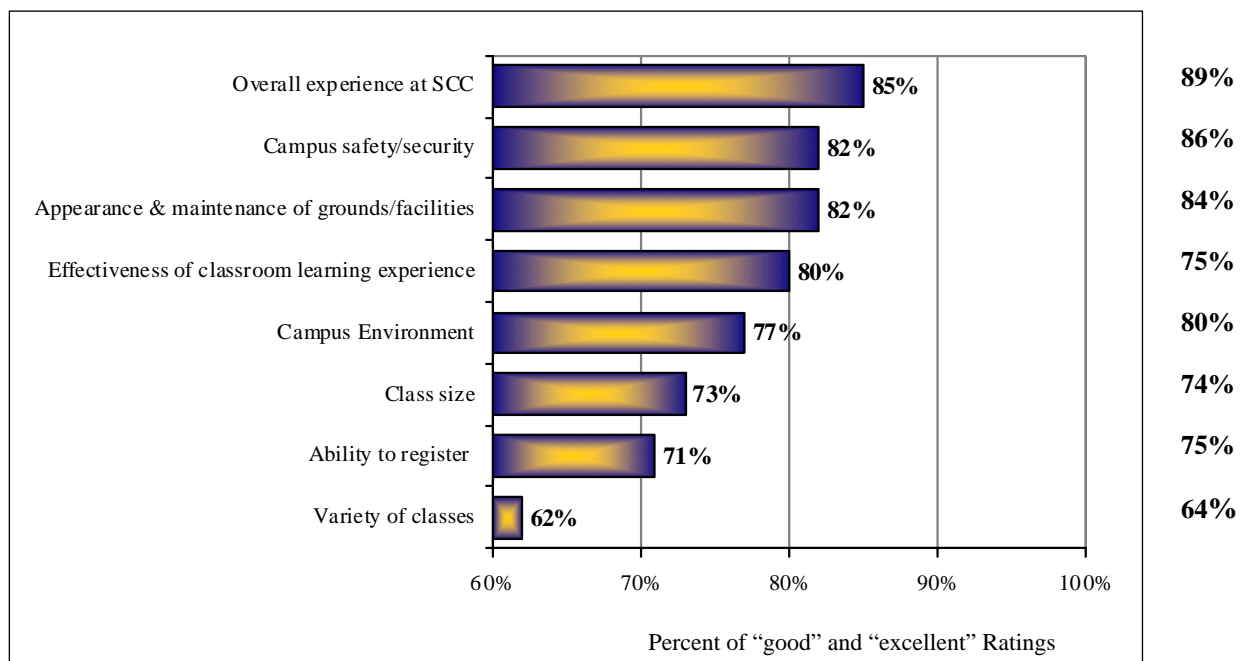
### **In retrospect, would you choose to enroll at SCC again?**

95% Yes  
5% No

	Percent of Respondents				
	Excellent	Good	Average	Below Average	Poor
My overall experience at SCC	48%	37%	0%	12%	3%
The campus environment (activities, students, etc.)	42%	35%	18%	3%	2%
Effectiveness of classroom learning experiences	35%	45%	13%	3%	3%
Your ability to register for classes you want/need	34%	37%	12%	12%	5%
Variety of courses offered	27%	35%	27%	8%	3%
Class size (number of students in a class)	40%	33%	20%	3%	3%
Campus safety/security	40%	42%	13%	5%	0%
Appearance and maintenance of grounds/facilities	45%	37%	13%	5%	0%

### **Overall Satisfaction, 09/10 Graduates**

**08/09  
Graduates**



## Support Programs and Services

SCC offers many programs and services to support its students as they pursue their college education; however, many were not utilized by these graduate respondents. The most highly used programs/services were usually “required” ones where students needed to interact with Admissions and Records, Registration, Library and Counseling in order to enroll and select their classes, to complete their assignments, etc.

“Optional” programs, such as the Disabled Student Program, CalWORKS and EOP&S had very few participants, serving less than one-fifth of respondents.

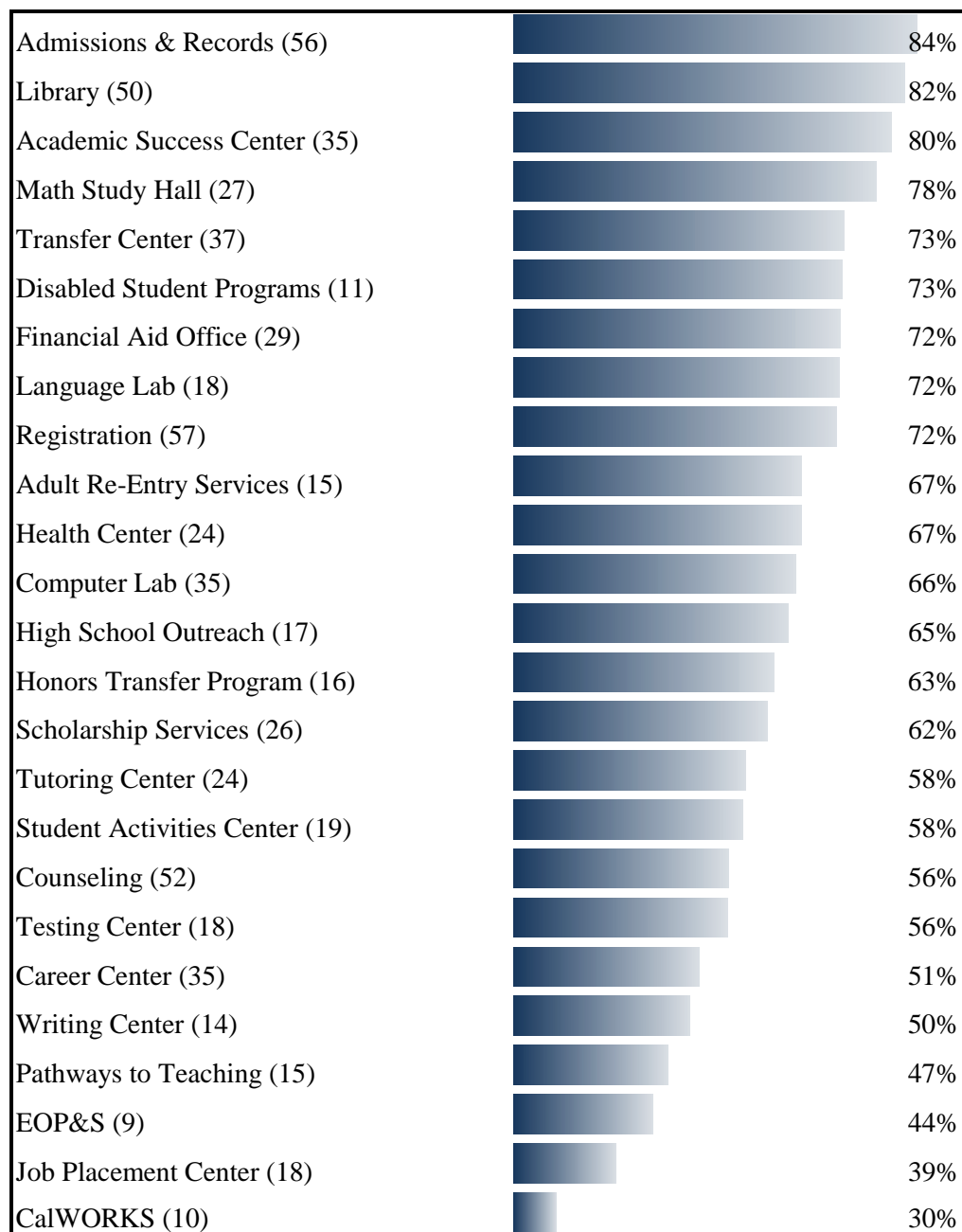
Students were asked to rate 25 programs and services made available to students as they studied at SCC. The second column in the table shows the percentage of all respondents who had used the given SCC program or service. Subsequent columns list the program ratings given by those respondents who had used the programs and services.

SCC Programs and Services	Percent of Respondents Who Used	Percent of Program/Service Ratings by Users				
		Excellent	Good	Average	Below Average	Poor
Registration	98%	26%	46%	18%	7%	4%
Admissions & Records	97%	36%	48%	14%	0%	2%
Counseling	91%	35%	21%	19%	12%	13%
Library	88%	52%	30%	14%	4%	0%
Transfer Center	65%	46%	27%	16%	5%	5%
Computer Lab	63%	29%	37%	26%	9%	0%
Career Center	61%	23%	29%	37%	3%	9%
Academic Success Center	60%	29%	51%	20%	0%	0%
Financial Aid Office	53%	45%	28%	24%	0%	3%
Math Study Hall	49%	59%	19%	22%	0%	0%
Scholarship Services	46%	38%	23%	27%	0%	12%
Health Center	44%	50%	17%	29%	0%	4%
Tutoring Center	42%	38%	21%	33%	4%	4%
Student Activities Center	33%	37%	21%	26%	5%	11%
Job Placement Center	32%	28%	11%	39%	11%	11%
Language Lab	32%	44%	28%	28%	0%	0%
Testing Center	32%	39%	17%	39%	0%	6%
High School Outreach	32%	35%	29%	35%	0%	0%
Honors Transfer Program	30%	50%	13%	31%	0%	6%
Pathways to Teaching	27%	27%	20%	40%	7%	7%
Adult Re-Entry Services	27%	27%	40%	33%	0%	0%
Writing Center	25%	36%	14%	43%	7%	0%
Disabled Student Programs	20%	64%	9%	27%	0%	0%
CalWORKS	19%	20%	10%	70%	0%	0%
EOP&S	16%	44%	0%	44%	11%	0%

Overall, regardless of the number of users, participants rated the quality of the various support programs and services from a low of 30% to a high of 84% “good” and “excellent.”

All programs with larger number of users received high ratings of at least 72% satisfaction (Admissions & Records, Registration and Library) with the exception of Counseling which received considerably lower ratings of satisfaction (56%).

### Ratings of SCC Programs and Services, 09/10 Graduates



Percent of “excellent” or “good” Ratings

## **Graduate Respondents Currently Enrolled in School**

### ***Highlights***

---

- About three-quarters (74%) of the graduate respondents were currently attending universities.
- 61% of SCC's graduates who responded to the survey and were currently attending school were enrolled in the California State University system.
- Of those who were still in school, 58% of the graduate respondents said that SCC prepared them "well" for upper-division coursework at their present school.
- Three out of every five respondents (60%) were able to graduate from SCC in the amount of time that they had planned.
- Four of the largest groups of respondents who were currently enrolled at a university reported their current majors as: Business Administration (20%), Psychology (18%), Nursing and Communications (each 8%).
- Respondents rated SCC's main contributions to their abilities to "take responsibility for one's own learning and well-being" (79%).
- Respondents reported that SCC contributed to their abilities to "communicate in various formats using diverse technology" to a much lesser degree (46%).
- Overall, the percentages of SCC graduates who gave credit to the SCC's learning experience were lower among 2009-10 respondents compared to 2008-09 respondents.

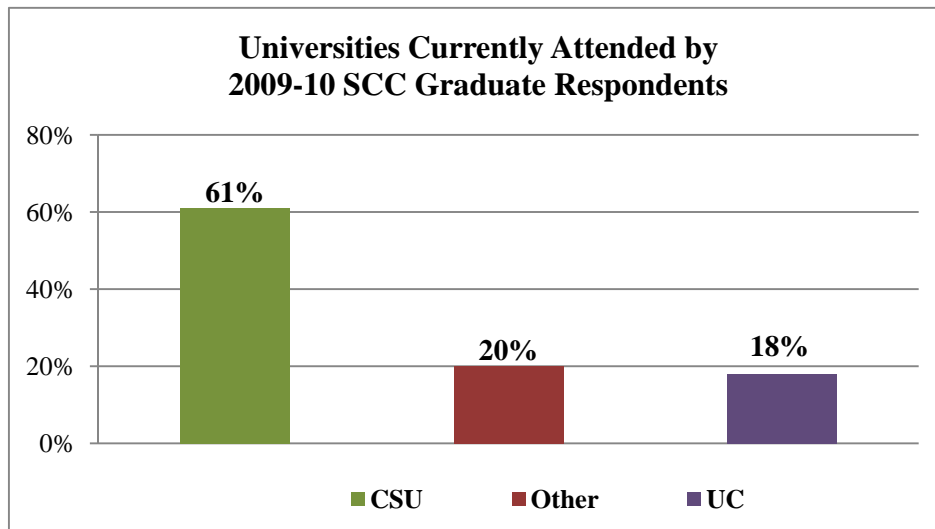


## Current Enrollment

Almost one year after obtaining an AA/AS degree and/or receiving a certificate from SCC, 74% (n=48) of the 2009-10 SCC Graduate survey respondents were currently attending universities.

Of those who were currently attending school, 61% were at CSU campuses; Fullerton and Northridge were the most popular destinations. Another 18% were attending UC campuses.

<b>Currently enrolled in school</b>	n=66
Yes	74%
No	24%
Not Reported	2%
<b>School of Attendance</b>	n=52
CSU, Fullerton	41%
CSU, Northridge	4%
CSU, Pomona	4%
UC, Irvine	6%
UC, Los Angeles	6%
Other CSU campuses	12%
Other UC campuses	6%
Out-of-state/Private colleges	20%



## Preparation Provided by SCC

Just over two-thirds of the respondents who were currently attending school stated that SCC prepared them to some extent to deal with upper-division coursework at their present college.

Three out of five respondents stated that they were able to graduate in the amount of time that they had planned for their studies at SCC.

Respondents declared a variety of majors at their universities. The most popular programs that respondents were currently enrolled in at the universities were: business administration, psychology, nursing and communications.

<b>SCC preparation for upper-division coursework*</b>	<b>n=57</b>
Well prepared	67%
Somewhat prepared	33%
<i>Not applicable*</i>	14%
<b>Graduated in amount of time planned</b>	<b>n=65</b>
Yes	60%
No	40%
<b>Respondents' current majors</b>	<b>n=50</b>
Business/Administration/Management	20%
Psychology	18%
Nursing	8%
Communications	8%
English	4%
Liberal Arts	4%
History	4%
Geology	4%
Other majors	34%

*\*Counts of those responding to this question were based on the number of valid responses only. "Not applicable" responses were excluded from the analysis.*

## Contribution to Knowledge and Skills

After a year of study at another institution, specifically universities, our graduates can give us an idea of how well we have prepared them for higher learning. Respondents were asked to rate 12 areas of skills and knowledge that are in line with the four student learning outcomes (SLO) identified by SCC faculty.

Some respondents were not comfortable rating some of these skills and knowledge (3%-16% indicated the skills do not apply to their experience at SCC). Sixteen percent of the respondents may have felt that SCC had not contributed to the ability to “learn about professional conduct and workplace ethics” and therefore did not rate it.

### **Level of Preparation Received at SCC in Skills and Knowledge Associated with Student Learning Outcomes**

SLO	Skills and Knowledge	SCC preparation reported by respondents					
		Do Not Apply	Excellent	Good	Average	Below Average	Poor
Think	Critically analyze, evaluate, organize and use quantitative and qualitative data to solve problems	4%	38%	31%	24%	4%	4%
	Creatively use concepts to make learning relevant	3%	36%	30%	23%	7%	4%
	Reflectively assess one’s values, assumptions, and attitudes	5%	32%	36%	26%	2%	4%
Learn	Take responsibility for one’s own learning and well-being	0%	48%	30%	16%	4%	2%
	Learn about one’s chosen academic major	0%	36%	27%	25%	7%	5%
	Learn about professional conduct and workplace ethics	16%	34%	23%	32%	4%	6%
Communicate	Communicate ideas in a clear and articulate manner	5%	40%	25%	26%	8%	2%
	Communicate accurately to diverse audiences	4%	43%	17%	32%	2%	6%
	Communicate in various formats using diverse technology	11%	32%	14%	36%	12%	6%
Act	Act to maintain one’s dignity and self-respect	7%	43%	26%	25%	4%	2%
	Be a responsible community member by treating others with respect, civility and dignity	7%	41%	25%	29%	4%	0%
	Maintain cultural literacy, lifelong learning, and the environment	5%	40%	23%	34%	2%	2%

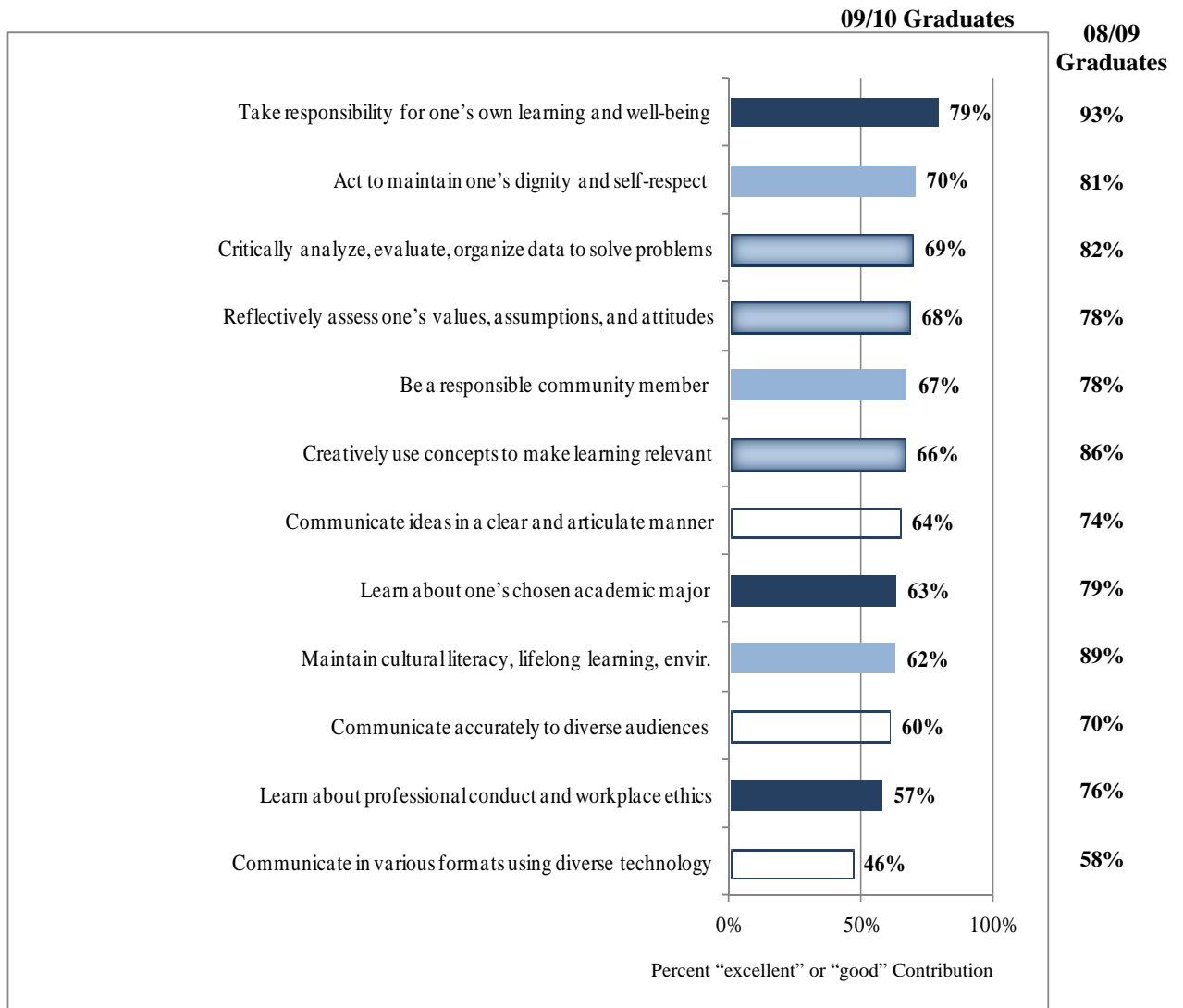
Overall, 2009-10 respondent ratings of SCC’s contribution were lower than that of prior year’s respondents. The most significant negative changes between 2008-09 and 2009-10 graduates’ responses include “maintain cultural literacy, lifelong learning, and the environment” (from 89% to 62%), “creatively use concepts to make learning relevant” (86% to 66%) and “learn about professional conduct and workplace ethics” (from 76% to 57%).

The three most highly-rated skills in which SCC graduates received preparation were the ability to “take responsibility for one’s own learning and well-being” (79% “excellent” or “good” ratings) and to “act to maintain one’s dignity and self-respect” (70%). Conversely, respondents reported low contribution by SCC to their abilities to “communicate in various formats using diverse technology” (46%).

Readers may want to consider if the contributions rated by respondents are aligned with their perspective of their own course content.

### Level of Preparation Received at SCC in Skills and Knowledge Associated with Student Learning Outcomes

- Think (critically, creatively, and reflectively)
- Learn (about self and others, academic and professional issues)
- Communicate (with clarity and accuracy and in diverse environments)
- Act (with awareness of self and the local and global community of persons)



# Graduate Respondents Currently Employed

## *Highlights*

---

- Of those respondents who were NOT currently enrolled at a university, 80% were working full- or part-time, compared to 69% of those who were attending a university.
- Nearly one-third (32%) of the respondents were working in their fields of study, and nearly one-quarter (24%) were working in positions that were “marginally related” to their studies.
- 2009-10 graduate-respondents were currently employed in a variety of positions, from managers/coordinators/directors to sales agents.
- Of the respondents that rated SCC’s preparation for their employment, 62% stated that instruction at SCC prepared them to some degree for their employment.
- One-fifth of the respondents had gained a new job, received a promotion or a salary increase as the result of their coursework at SCC.

## Respondents' Occupational Status

Regardless of their current college enrollment status, the majority of the respondents worked. More than two-thirds (69%) of those who were currently enrolled in school were also working. 80% of those not in enrolled in school were working more than 20 hours a week.

<b><u>Respondents not in school</u></b>	n=15
Employed >20 hrs/wk	80%
Employed ≤20 hrs/wk	0%
Homemaker	7%
Not employed, but would like to work	13%
Not employed and do not care to work	0%
<b><u>Respondents currently enrolled in school</u></b>	n=48
Employed >20 hrs/wk	48%
Employed ≤20 hrs/wk	21%
Homemaker	4%
Not employed, but would like to work	17%
Not employed and do not care to work	10%

Of those who were working more than 20 hours a week, 56% of the respondents stated that their jobs were related to their studies at SCC. About two-thirds of the respondents rated SCC “excellent” or “good” for preparing them for their current jobs.

Of those who were working more than 20 hours a week, only one-fifth of the respondents had received a promotion, a salary increase or earned a job as a result of their coursework. Respondents held a variety of positions at all levels, including managers, coordinators, sales agents and analysts.

<i>Of the respondents who worked &gt;20 hrs/wk... (n=35)</i>	
<b><u>Job related to studies at SCC</u></b>	n=34
Yes	32%
Yes, marginally related	24%
No, not at all	44%
<b><u>Preparation for job provided by SCC*</u></b>	n=35
Excellent preparation	29%
Good preparation	33%
Adequate preparation	29%
Poor preparation	8%
<i>Not applicable*</i>	31%
<b><u>Respondent's current job title</u></b>	n=35
Manager/Coordinator/Director	20%
Sales/Customer Services	11%
Business/Marketing Analyst	9%
Other	60%
<b><u>Job advancement as result of coursework at SCC</u></b>	n=35
Yes, received a promotion	6%
Yes, received a salary increase	3%
Yes, gained a new job	11%
No	80%

\*Counts of those responding to this question were based on the number of valid responses only. “Not applicable” responses were excluded from the analysis.

# General Information About All Graduates

## *Highlights*

---

- SCC awarded 603 associate degrees and 815 certificates in the 2009-2010 academic school year.
- While attending SCC, 74% of the AA/AS recipients majored in Liberal Studies and/or University Transfer, 5% in Business Administration, and the remaining 21% in a wide variety of other studies.
- The top three certificates granted in 2009-10 at SCC were: Apprenticeship/Surveying and Water Utility Science (each 7%), Public Works and Cosmetology (each 6%).
- Just over one-half of the AA/AS degrees were awarded to Whites (51%) and 27% to Latinos.
- 86% of the AA/AS earners were 29 years of age or younger when they graduated from SCC in 2009-2010, while only 61% of certificate recipients were under 30 years of age at graduation. The average age of AA/AS earners was 25 and slightly higher for certificate recipients at 27.
- Ninety-six percent of the AA/AS degree recipients earned 60 or more units while at SCC. This suggests that most of our graduates completed all of their credits at SCC and did not “college hop.” Three-quarters of the certificate recipients earned at least the same number of units.
- Most graduates (AA/AS recipients and certificate recipients alike) were enrolled at SCC for five or more semesters.
- Just over one-half of all graduates earned a grade point average of 3.0 or higher.

SCC awarded 603 associate degrees, with the top three AA/AS degree majors being Liberal Arts (449) and Business Administration (32).

Of the 815 certificates granted, the most popular areas were CSU/IGTC (504), Apprenticeship/Surveying (60), Water Utility Science (54), Cosmetology (50) and Public Works (48).

**Santiago Canyon College**  
**AA/AS Degrees and Certificates Awarded, 2009-10**

AA/AS Degrees		Certificates of Achievement	
Major	# awards	Major	# awards
Accounting	1	Apprenticeship - Electricity	
Anthropology	2	Industrial	19
Apprenticeship-Surveying/Chainman	1	Power Lineman	11
Art	1	Sound and Communication	1
Biological Science	4	Apprenticeship - Surveying	
Business Administration	32	Chainman	38
Business Management	8	Chief of Party	22
Business Management - Entrepreneurship	1	CSU General Education Breath	343
Chemistry	2	Computer Information Systems	1
Computer Information Systems	2	Computer Science	1
Computer Science	2	Cosmetology	50
Economics	3	Gemology	6
Gemology	2	Human Development	
History	7	School Age	1
Liberal Arts	173	IGETC - General Education Breadth	161
Liberal Arts - University Transfer Studies	106	Public Works	2
Liberal Arts: Arts, Humanities & Commun.	122	Public Works - Construction Inspection	37
Liberal Arts: Mathematics & Sciences	17	Public Works - Management	9
Liberal Arts: Social & Behavioral Sciences	31	Survey/Mapping Sciences - Land Surveying	10
Management	3	Water Utility Science	
Marketing	3	Wastewater/Environmental Sanitation	8
Mathematics	3	Water Distribution	23
Modern Languages	1	Water Treatment	23
Philosophy	7	<b>Total Certificates of Achievement</b>	<b>770</b>
Physics	3	<b>Certificates</b>	
Political Science	5	General Accounting	1
Psychology	17	CIS - Web Page Design	1
Public Works: Management	2	CIS - Web Programming	1
Real Estate	2	Cosmetology	
Science	2	Cosmetician	8
Social Science	1	Manicuring	
Sociology	3	Human Dev.: Early Child/Infant/Toddler	1
Survey/Mapping Sciences - Land Surveyor	9	Management	
Travel and Tourism	2	Human Resource Management	1
Water Utility Science		Supervision	2
Water Distribution	8	Marketing, general	1
Water Treatment	11	Project Management	1
Wastewater/Environmental Sanitation	4	Public Works - Supervisor	2
<b>Total Degrees</b>	<b>603</b>	Survey/Mapping - Land Surveying Tech.	17
		TV/Video Communications- Media Studies	8
<b>Certificates of Achievement</b>		Water Utility Supervisor	1
American Sign Language	2	<b>Total Certificates</b>	<b>45</b>
Apprenticeship – Barbering	2	<b>Grand Total</b>	<b>815</b>



## **Demographics of All 2009-2010 Graduates**

The largest proportions are White (51%-53%) and Latino (27%). On average, degree-earners are slightly younger than certificate-earners (25 vs. 28 years of age).

Females slightly out-number males as degree-earners (55%); conversely, males out-number females as certificate-earners (53%).

	<b>AA/AS n=603</b>	<b>Certificate n=815</b>
<b><u>Ethnicity</u></b>		
Latino	27%	27%
Asian/Pacific Islander	9%	7%
White	51%	53%
African-American	1%	1%
Other	9%	7%
<b><u>Age at time of graduation</u></b>		
≤ 24	74%	61%
25-29	12%	14%
30-39	7%	13%
40-49	4%	8%
50+	3%	4%
Average	25	27
<b><u>Gender</u></b>		
Female	55%	47%
Male	45%	53%

## Characteristics of All 2009-2010 Graduates/Recipients

On average, it took both AA/AS graduates and certificate recipients about eight semesters to complete their program and maintained similar GPA's (3.00 vs. 2.97, respectively).

On average, it appears that graduates completed slightly more units than required for their degrees and/or certificates; this finding is supported by many related student comments.

	<b>AA/AS n=603</b>	<b>Certificate n=815</b>
<b><u>Number of units attempted</u></b>		
0-29 units	<1%	9%
30-59 units	3%	16%
60+ units	96%	75%
Average	81	71
<b><u>Number of semesters to complete degree/certificate</u></b>	n=515	n=688
0-4 semesters	9%	13%
5-6 semesters	22%	23%
7-8 semesters	31%	26%
9+ semesters	38%	38%
Average	8.32	8.26
<b><u>Grade point average</u></b> <i>(at time of graduation)</i>		
0.0 – 1.9	<1%	1%
2.0 – 2.9	49%	44%
3.0 – 3.9	50%	54%
4.0	1%	1%
Average	2.97	3.00

### **Reasons Respondents Were Not Able to Graduate in Time Planned:**

- Not all courses offered each year (3)
- Work got in the way. (3)
- Changed majors (2)
- I did not do as well as I hoped early on at SCC. (2)
- Counselors are not very good. (2)
- Cancellation of intersession
- I had a learning disability and needed to repeat many math courses.
- I was too young and incompetent. When I buckled down and worked, I was able to complete coursework on target.
- I was given many different classes to take and once they were taken, I was given additional or different requirements.
- I earned two AA degrees; therefore it took twice as long. I also worked 30 hours a week.
- I did not know where I would transfer and took some classes that I didn't need.
- Had a baby.
- Lack of motivation and laziness

### **Additional Comments Respondents Shared:**

- You all made the experience fun, rewarding, and relatively painless for an adult to enjoy college. Thank you!
- The Water Utility Science is a really good program. Hopefully, they have installed drinking fountains on that side of campus. As someone who already had a degree, taking courses in a different field of study, SCC provided a great environment, and specific and cutting edge information in the Water Industry.
- The professors are sometimes too lenient. Some professors were more social than informative. However, all of my professors at SCC created a friendly atmosphere that encouraged students to approach/discuss any issues at hand. The staff members in the Transfer Center were excellent. Extremely friendly, helpful, encouraging, and informative. The counselors in the Counseling Center, however, were not as helpful. Some gave conflicting information, some did not appear as if they even wanted to help, and some delivered poor "customer service" (had an attitude). I've attended three colleges in the OC, with UCLA being the fourth one, and SCC has been my favorite environment. Thank you for the extremely friendly staff members, extremely encouraging environment, and a near perfect maintenance of the school grounds. I believe my transfer success had much to do with my decision to be a student at SCC. Thank you.
- The only reason why I chose SCC is proximity to my house at the time. The overall quality of education I received, with few exceptions (your Biology Department is wonderful), was average at best. Your Counseling Department is ABYSMAL. Laughably bad. Nearly all advice I got from counselors turned out to be wrong.
- The course that allowed me to learn most about my major was Model United Nations. I owe much of what I know now about the subject of international relations from that course, though it's no longer available due to budget cuts. The professor of that course was extremely motivating and provided an unforgettable experience for students. I hope that other students will also be given the chance to take this course in the future.
- SCC had some of the most amazing staff members, many financial resources, and courses were excellent at preparing me for CSUF. Excellent school but allowing too much vandalism (such as tagging) which reduces visual appeal and feelings of safety.
- SCC was great. If I ever need to take additional courses, I would definitely return to this campus. My philosophy teachers were especially great and the Transfer Center was amazing

in helping me apply for colleges and reviewing/providing feedback on my essay responses. Thanks for everything!

- SCC was amazing; I am learning less in my university classes. The university said my SCC course was not equivalent because it was lower division. After signing up for their upper-division class I found that they were using the same textbook as SCC. I submitted my SCC syllabus and they proceeded to waive the requirement for me. I find the university to be far less organized than SCC. I still excel, but I am much less satisfied.
- Professor **Rick Adams** is a great teacher.
- My experience at SCC was vastly superior to my previous experiences at other colleges. In particular, Professor **Jim Isbell** (English Dept.) was outstanding and deserves credit for getting me to intellectually engage in my coursework in a way I had previously been unable to.
- Loved it. I am so happy I went to SCC it helped me to realize an academic potential I never knew. Honors program was AMAZING. Every honors teacher I had was memorable, motivational and still the best teachers I've ever had to this day! **Professor Rick Adams** and **William Lennertz** are due credit for much of my success at SCC.
- Like all public colleges in California, SCC's academic programs and curriculum have suffered. Being part of the student body I felt like a conveyer belt of students checking requirement boxes instead of having a more personalized experience. However, of all the community colleges I believe SCC is the best around. I recommend it to others pursuing higher education frequently.
- I was not happy when I found out I was one unit short of transferring. I'm in grad school now and for the most part this school was a great stepping stone.
- I think that SCC has a lot of potential, unfortunately there are so many students that attend the college and get lost in the system thus are unable to be successful. I did have a handful of great professors and I am extremely grateful for their teaching methods and commitment to students.
- Overall, I received good education in boundary, advance problem solving, drafting, but I would like to see coursework in state requirements in regard to the land surveyors act and map act.
- I really enjoyed my experiences at SCC. The assistance I received in DSPS and their staff played a huge role in my ability to transfer. In addition, Associate Professor **Alison Williams** played a critical role as my math teacher. Her ability to help me achieve my goals plays a role in helping the students I privately tutor today.
- I really enjoyed it, best decision I've made. Definitely prepared me well when I transferred.
- I miss SCC. I wish it was a four-year university. The campus is relaxed and comfortable, and the teaching staff is excellent. You cannot get the same quality level of teaching at CSUF.
- I loved my experience at SCC, almost more than the school I transferred to. I would recommend to anyone.
- I had a wonderful experience at SCC. It was truly the right decision for me and the professors were amazing. I was a student with learning disabilities but SCC helped me learn how to cope with it and I have now graduated from a top university.
- I had a great three-year experience at SCC. My only complaint would be that some of the classes that I needed for my nursing major were not offered at SCC and therefore I had to take the classes at a different community college.
- I absolutely LOVED my experience at SCC.
- Generally speaking, SCC is a good college for study, only problem is registration.
- As a triple sport athlete my experience might be a little different than most. I found that early registration as an athlete allowed me to experience SCC's finest teachers which in my opinion have been some of the best and most influential in my life. **Mr. Adams/English, Mr. Decarbo, Mr. Pimmentel, Mrs. Pryor, Mr. Yorba, and Mr. Cummins/health** all were extremely helpful and passionate, which made my experience at SCC all the better.
- All of the tutoring facilities were of extreme help (MaSH, Tutoring Center, etc.)



## Santiago Canyon College 2009-2010 Graduate Student Survey

**We need your help! Because you have earned a degree or certificate from SCC, we very much need and value your thoughts about your educational experience while you were with us. The information you provide will be used to improve our programs to better serve future students. You have our commitment that the results of this survey will be used by key decision makers at SCC. Your responses will be reported anonymously. Thank you for your time!**

1. Which did you receive from SCC?
  - a) Associate Degree
  - b) Certificate
  - c) Both
  
2. What was your major at SCC?  
\_\_\_\_\_
  
3. How many units did you complete at SCC?  
\_\_\_\_\_
  
4. Your ethnic background: (**circle all that apply**)
  - a) African-American
  - b) American Indian or Alaskan Native
  - c) Asian/Pacific Islander
  - d) Hispanic/Latino
  - e) Non-Hispanic White
  - f) Other (please specify \_\_\_\_\_)
  
5. After graduating from SCC, did you transfer to another college or university?
  - a) yes
  - b) no (**skip to #9**)
  
6. What school did you transfer to after leaving SCC?
  - a) a CSU campus \_\_\_\_\_
  - b) a UC campus \_\_\_\_\_
  - c) a private college \_\_\_\_\_
  - d) other college \_\_\_\_\_
  
7. **If you transferred to a 4-year university, did SCC provide you with the academic skills and knowledge to effectively deal with coursework at your present school?**
  - a) yes, well prepared
  - b) no, not at all
  - c) somewhat prepared
  - d) not applicable/not in upper division work
  
8. What is your major now?  
\_\_\_\_\_
  
9. Were you able to graduate from SCC in the amount of time you planned?
  - a) yes
  - b) no, because \_\_\_\_\_
  
10. What is your primary employment or occupation status at this time?
  - a) employed more than 20 hours/week
  - b) employed less than or equal to 20 hours/week
  - c) homemaker, not employed outside of the home
  - d) not employed but would like to work
  - e) not employed and do not care to work now

\*\*\*If you are employed, please go to #11\*\*\*  
\*\*\*If you are not employed, please skip to #15\*\*\*
  
11. What is your present job title?  
\_\_\_\_\_
  
12. Is your job related to your studies at SCC?
  - a) yes, directly related (**go to #13**)
  - b) yes, marginally related (**skip to #15**)
  - c) no, not at all (**skip to #15**)
  
13. Overall, how well did SCC prepare you for your job?
  - a) excellent preparation
  - b) good preparation
  - c) adequate preparation
  - d) poor preparation
  - e) not applicable, or cannot say
  
14. Did you get a job advancement because of your coursework at SCC?
  - a) yes, I received a promotion
  - b) yes, I received a salary increase
  - c) yes, I gained a new job
  - d) no
  
15. In retrospect, would you choose to enroll at SCC again?
  - a) yes
  - b) no

16. Based on your experiences at SCC, please rate the following:

	Excellent	Good	Average	Below Avg.	Poor
a) My overall experience at SCC	5	4	3	2	1
b) The campus environment (activities, students, teachers, etc.)	5	4	3	2	1
c) Effectiveness of classroom learning experiences	5	4	3	2	1
d) Your ability to register for classes you want/need	5	4	3	2	1
e) Variety of courses offered	5	4	3	2	1
f) Class size (number of students in a class)	5	4	3	2	1
g) Campus safety/security	5	4	3	2	1
h) Appearance/maintenance of facilities and grounds	5	4	3	2	1

**Please rate the quality of services and programs that you have used at SCC:**

	<u>Have Not Used</u>	<u>Excellent</u>	<u>Good</u>	<u>Average</u>	<u>Below Avg.</u>	<u>Poor</u>
Academic Success Center	0	5	4	3	2	1
Admissions & Records	0	5	4	3	2	1
Adult Re-Entry Services	0	5	4	3	2	1
CalWORKS	0	5	4	3	2	1
Career Center	0	5	4	3	2	1
Computer Lab	0	5	4	3	2	1
Counseling	0	5	4	3	2	1
Disabled Student Programs	0	5	4	3	2	1
EOP&S (Extended Opportunity)	0	5	4	3	2	1
Financial Aid Office	0	5	4	3	2	1
Health Center	0	5	4	3	2	1
High School Outreach (Early Decision)	0	5	4	3	2	1
Honors Transfer Program	0	5	4	3	2	1
Job Placement Center	0	5	4	3	2	1
Language Lab	0	5	4	3	2	1
Library	0	5	4	3	2	1
Math Study Hall	0	5	4	3	2	1
Pathways to Teaching	0	5	4	3	2	1
Registration	0	5	4	3	2	1
Scholarship Services	0	5	4	3	2	1
Student Activities Center	0	5	4	3	2	1
Testing Center	0	5	4	3	2	1
Transfer Center	0	5	4	3	2	1
Tutoring Center	0	5	4	3	2	1
Writing Center	0	5	4	3	2	1

**Please rate the quality of preparation your SCC education provided you to be able to:**

	<u>Excellent</u>	<u>Good</u>	<u>Average</u>	<u>Below Average</u>	<u>Poor</u>	<u>Does not Apply</u>
a) Critically analyze, evaluate, organize and use quantitative and qualitative data to solve problems	5	4	3	2	1	0
b) Creatively use concepts to make learning relevant	5	4	3	2	1	0
c) Reflectively assess one's values, assumptions, and attitudes	5	4	3	2	1	0
d) Take responsibility for one's own learning and well-being	5	4	3	2	1	0
e) Learn about one's chosen academic major	5	4	3	2	1	0
f) Learn about professional conduct and workplace ethics	5	4	3	2	1	0
g) Communicate ideas in a clear and articulate manner	5	4	3	2	1	0
h) Communicate accurately to diverse audiences	5	4	3	2	1	0
i) Communicate in various formats using diverse technology	5	4	3	2	1	0
j) Act to maintain one's dignity and self-respect	5	4	3	2	1	0
k) Be a responsible community member by treating others with respect, civility, honesty and dignity	5	4	3	2	1	0
l) Maintain cultural literacy, lifelong learning, and the environment	5	4	3	2	1	0

**Additional comments about SCC you would like to share with us:** \_\_\_\_\_

---



---



---

**Thank you for your assistance!**